

## VISS Fire TVS (vertikal)

Wärmegeämmte Brandschutz-Fassaden

## VISS Fire TVS (vertical)

Façades de protection incendie à rupture de pont thermique

## VISS Fire TVS (vertical)

Thermally insulated fire-resistant façades



## **Systemübersicht**

Systemschnitt  
Typenübersicht  
Zulassungen

## **Sommaire du système**

Coupe du système  
Sommaire des types  
Homologations

## **Summary of system**

Cross-section trough system  
Summary of types  
Authorisations

**2**

## **Profilsortiment**

Profile 50 mm  
Deckprofile 50 mm  
Zubehör

## **Assortiment de profilé**

Profilés 50 mm  
Profilés de recouvrement 50 mm  
Accessoires

## **Range of profiles**

Profiles 50 mm  
Cover sections 50 mm  
Accessories

**8**

## **Konstruktions-Hinweise E30**

Schnittpunkte  
Konstruktions-Details  
Anschlüsse am Bau

## **Consignes de construction E30**

Coupes de détails  
Détails de construction  
Raccordement au mur

## **Construction instructions E30**

Section details  
Construction details  
Attachment to structure

**21**

## **Konstruktions-Hinweise EI30/EI60/EI90**

Schnittpunkte  
Konstruktions-Details  
Anschlüsse am Bau

## **Consignes de construction EI30/EI60/EI90**

Coupes de détails  
Détails de construction  
Raccordement au mur

## **Construction instructions EI30/EI60/EI90**

Section details  
Construction details  
Attachment to structure

**47**

## **Verarbeitungs-Hinweise**

## **Indications d'usage**

## **Assembly instructions**

**77**

Alle Ausführungen dieser Dokumentation haben wir sorgfältig und nach bestem Wissen zusammengestellt. Wir können aber keine Verantwortung für die Benützung der vermittelten Vorschläge und Daten übernehmen. Wir behalten uns technische Änderungen ohne Vorankündigung vor.

Nous avons apporté le plus grand soin à l'élaboration de cette documentation. Cependant, nous déclinons toute responsabilité pour l'utilisation faite de nos propositions et de nos données. Nous nous réservons le droit de procéder à des modifications techniques sans préavis.

All the information contained in this documentation is given to the best of our knowledge and ability. However, we decline all responsibility for the use made of these suggestions and data. We reserve the right to effect technical modifications without prior warning.

### VISS Fire TVS (vertikal)

Wärmegeämmte, auf dem System der Trockenverglasung basierende Pfosten-Riegelkonstruktion für Brandschutz-Fassaden.

**Anwendung:**  
**E30**  
**EI30 / EI60 / EI90**

### VISS Fire TVS (vertical)

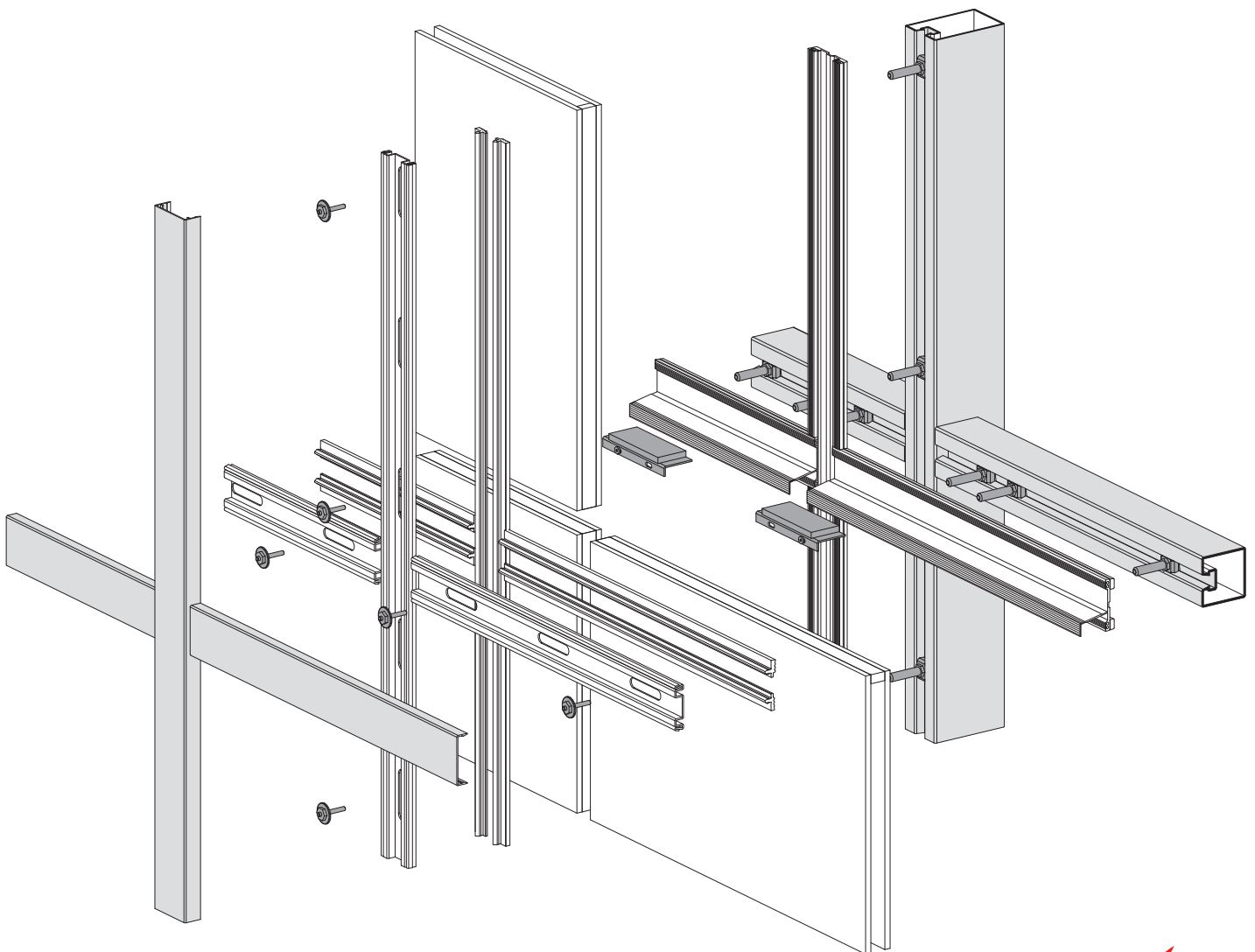
Construction à montants et traverses à rupture de pont thermique basée sur le système de vitrage à sec pour façades de protection incendie.


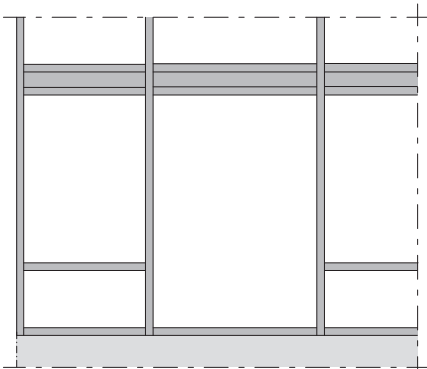
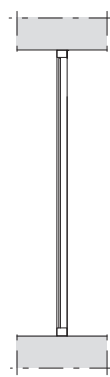
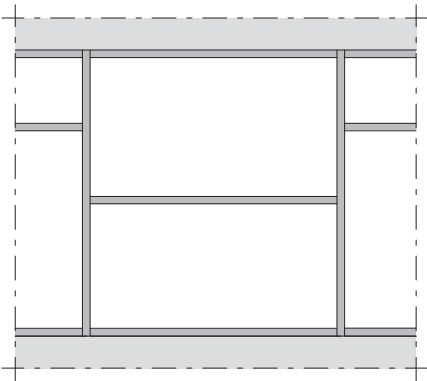

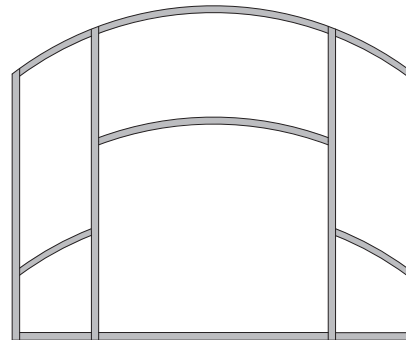
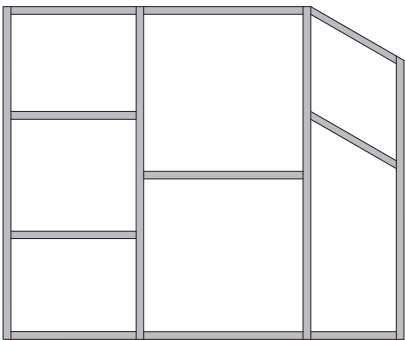
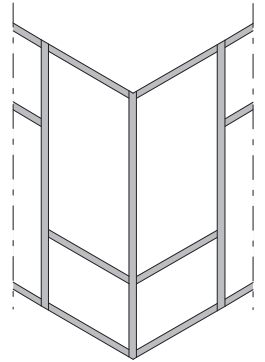
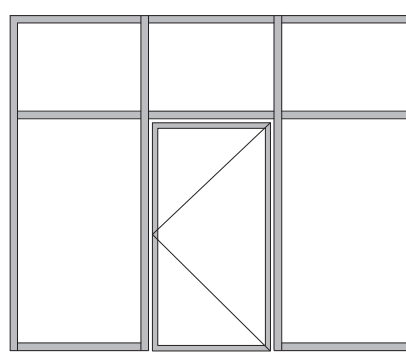

**Application:**  
**E30**  
**EI30 / EI60 / EI90**

### VISS Fire TVS (vertical)

Fully insulated curtain walling system, suitable for fire protection façades, using mullions and transoms and based on the dry glazing system.

**Application:**  
**E30**  
**EI30 / EI60 / EI90**





**VISS Fire TVS (vertikal)**  
**Brandschutzverglasung Klasse E**

**VISS Fire TVS (vertical)**  
**Vitrage pare-flammes Classe E**

**VISS Fire TVS (vertical)**  
**Fire protection glazing Class E**

**DE: G30**  
Z-19-14-590  
Z-19.14-1214  
**G60**  
Z-19.14-1216

**TRAV**  
Technische Regeln für die  
Verwendung von absturzsichernden  
Verglasungen  
Prüfbescheid  
J-10-02-1 „a“ Fassade  
Kategorie A (900 mm)

**Klemmverbindung**  
AbZ Z-14.4-465 (Brandschutzanker)

**Pfosten-Riegel-Verbindung**  
AbZ Z-14.4-467 (T-Verbinder)

**DE: G30**  
Z-19-14-590  
Z-19.14-1214  
**G60**  
Z-19.14-1216

**TRAV**  
Règlement technique pour la  
sécurité anti-chute des vitrages  
Prüfbescheid  
J-10-02-1 „a“ Fassade  
Kategorie A (900 mm)

**Jonction par serrage**  
AbZ Z-14.4-465 (boulon d'ancrage  
anti-incendie)

**Jonction montant-traverse**  
AbZ Z-14.4-467 (Raccord en T)

**DE: G30**  
Z-19-14-590  
Z-19.14-1214  
**G60**  
Z-19.14-1216

**TRAV**  
The technical regulations for  
protecting glazing against  
falling out  
Prüfbescheid  
J-10-02-1 „a“ Fassade  
Kategorie A (900 mm)

**Clamp connection**  
AbZ Z-14.4-465 (fire-proof anchor)

**Mullion-transom connection**  
AbZ Z-14.4-467 (Connecting spigot)

**A: E30 / EW30**  
**E60 / EW60**  
**E90 / EW90**  
Klassifizierungsbericht  
Nr. 100 308 27-4 IBS Linz

**A: E30 / EW30**  
**E60 / EW60**  
**E90 / EW90**  
Klassifizierungsbericht  
Nr. 100 308 27-4 IBS Linz

**A: E30 / EW30**  
**E60 / EW60**  
**E90 / EW90**  
Klassifizierungsbericht  
Nr. 100 308 27-4 IBS Linz

**GB: Integrity 1/2 h, 1 h, 1 1/2 h, 2 h**  
BS 476:Part 22:1987  
CC 204234A, Rev. 3  
BRE GB-Bucknalls Lane,  
Harston, Watford, Herfordshire

**GB: Integrity 1/2 h, 1 h, 1 1/2 h, 2 h**  
BS 476:Part 22:1987  
CC 204234A, Rev. 3  
BRE GB-Bucknalls Lane,  
Harston, Watford, Herfordshire

**GB: Integrity 1/2 h, 1 h, 1 1/2 h, 2 h**  
BS 476:Part 22:1987  
CC 204234A, Rev. 3  
BRE GB-Bucknalls Lane,  
Harston, Watford, Herfordshire

Die landesspezifischen  
Brandschutz-Zulassungen bzw.  
deren Bestimmungen und  
Vorschriften sind zu beachten.

Les certificats de protection  
incendie spécifiques au pays,  
leurs dispositions et leurs  
prescriptions doivent être respectés.

Fire-protection approvals or  
applicable national regulations  
and determinations must be  
observed.

**VISS Fire TVS (vertikal)**  
**Brandschutzverglasung Klasse EI**

**VISS Fire TVS (vertical)**  
**Vitrage coupe feu Classe EI**

**VISS Fire TVS (vertical)**  
**Fire protection glazing Class EI**

**DE: F30**

Z-19-14-1592

**F90**

Z-19.14-1730

**TRAV**

Technische Regeln für die  
Verwendung von absturzsichernden  
Verglasungen

Prüfbescheid

J-10-02-1 „a“ Fassade

Kategorie A (900 mm)

**Klemmverbindung**

AbZ Z-14.4-465 (Brandschutzanker)

**Pfosten-Riegel-Verbindung**

AbZ Z-14.4-467 (T-Verbinder)

**A: EI30 / EI60**

Klassifizierungsbericht  
Nr. 100 308 27-4 IBS Linz

**GB: Integrity 1/2 h, 1 h, 1 1/2 h, 2 h**

BS 476:Part 22:1987

CC 204234A, Rev. 3

BRE GB-Bucknalls Lane,

Harston, Watford, Herfordshire

**DE: F30**

Z-19-14-1592

**F90**

Z-19.14-1730

**TRAV**

Règlement technique pour la  
sécurité anti-chute des vitrages

Prüfbescheid

J-10-02-1 „a“ Fassade

Kategorie A (900 mm)

**Jonction par serrage**

AbZ Z-14.4-465 (boulon d'ancrage  
anti-incendie)

**Jonction montant-traverse**

AbZ Z-14.4-467 (Raccord en T)

**A: EI30 / EI60**

Klassifizierungsbericht  
Nr. 100 308 27-4 IBS Linz

**GB: Integrity 1/2 h, 1 h, 1 1/2 h, 2 h**

BS 476:Part 22:1987

CC 204234A, Rev. 3

BRE GB-Bucknalls Lane,

Harston, Watford, Herfordshire

**DE: F30**

Z-19-14-1592

**F90**

Z-19.14-1730

**TRAV**

The technical regulations for  
protecting glazing against  
falling out

Prüfbescheid

J-10-02-1 „a“ Fassade

Kategorie A (900 mm)

**Clamp connection**

AbZ Z-14.4-465 (fire-proof anchor)

**Mullion-transom connection**

AbZ Z-14.4-467 (Connecting spigot)

**A: EI30 / EI60**

Klassifizierungsbericht  
Nr. 100 308 27-4 IBS Linz

**GB: Integrity 1/2 h, 1 h, 1 1/2 h, 2 h**

BS 476:Part 22:1987

CC 204234A, Rev. 3

BRE GB-Bucknalls Lane,

Harston, Watford, Herfordshire

Die landesspezifischen  
Brandschutz-Zulassungen bzw.  
deren Bestimmungen und  
Vorschriften sind zu beachten.

Les certificats de protection  
incendie spécifiques au pays,  
leurs dispositions et leurs  
prescriptions doivent être respectés.

Fire-protection approvals or  
applicable national regulations  
and determinations must be  
observed.

**VISS Fire TVS (vertikal)**

**VISS Fire TVS (vertical)**

**VISS Fire TVS (vertical)**

**Produktnorm Vorhangfassade**  
**EN 13830**

Luftdurchlässigkeit (EN 12152) AE  
Schlagregendichtheit (EN 12154) RE 1200  
Widerstandsfähigkeit bei Windlast  
(EN 13116)  
zulässige Last 2000 Pa  
erhöhte Last 3000 Pa  
Stoßfestigkeit (EN 14019) I5/E5

Prüfbericht 108 28793,  
Gutachten 155 28793 und  
Klassifizierungsbericht 100 28793,  
ift DE-Rosenheim

**Luftschalldämmung**

nach EN ISO 140-3 (1993) und ISO/DIS  
717-1 (1993), DIN 52210:

$R_w = 42$  dB (bei Füllelementwert  
mind.  $R_w = 42$  dB)

Gutachtliche Stellungnahme vom  
13.9.1996 der EMPA, Dübendorf/CH

**Norme de produit façade rideau**  
**EN 13830**

Perméabilité à l'air (EN 12152) AE  
Étanchéité à la pluie battante (EN 12154)  
RE 1200  
Résistance à la charge du vent (EN 13116)  
Charge admissible 2000 pa  
Charge élevée 3000 Pa  
Résistance aux chocs (EN 14019) I5/E5

Rapport d'essai 108 28793,  
expertise 155 28793 et rapport de  
classification 100 28793,  
ift DE-Rosenheim

**Isolement contre les sons aériens**

selon EN ISO 140-3 (1993) et  
ISO/DIS 717-1 (1993), DIN 52210:

$R_w = 42$  dB (avec valeur du  
remplissage min.  $R_w = 42$  dB)

Expertise de l'EMPA Dübendorf/CH  
du 13.9.1996

**Product approval curtain walls**  
**EN 13830**

Air permeability (EN 12152) AE  
Resistance to driving rain (EN 12154)  
RE 1200  
Resistance to wind loads (EN 13116)  
Permissible load 2000 Pa  
Increased load 3000 Pa  
Impact streng (EN 14019) I5/E5

Test report 108 28793,  
appraisal report 155 28793 and  
classification report 100 28793  
ift DE-Rosenheim

**Insulation against airborne noise**

according to EN ISO 140-3 (1993)  
and ISO/DIS 717-1 (1993), DIN 52210:

$R_w = 42$  dB (with glass/infill panel min.  
 $R_w = 42$  dB)

Expertise dated 13.9.1996 by  
EMPA Dübendorf/CH



Ausgeführte Objekte  
Objets réalisés  
Completed projects

VISS Fire TVS (vertikal)  
VISS Fire TVS (vertical)  
VISS Fire TVS (vertical)

*Einkaufszentrum Super «U», Caen/FR (Architekt: Billard Durand & Associés, Architectes et Urbanistes, Hérouville-Saint-Clair)*



**Profile 50 mm (Massstab 1:3)**

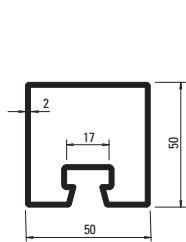
**Profils 50 mm (échelle 1:3)**

**Profiles 50 mm (scale 1:3)**

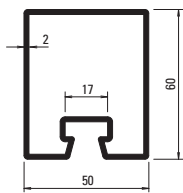
VISS Fire TVS (vertikal)

VISS Fire TVS (vertical)

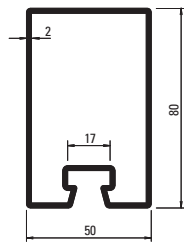
VISS Fire TVS (vertical)



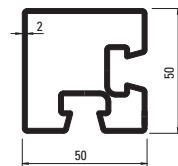
**76.694**  
**76.694 Z**



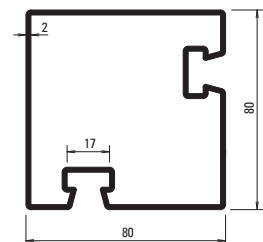
**76.671**  
**76.671 Z**



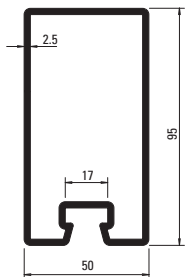
**76.696**  
**76.696 Z**



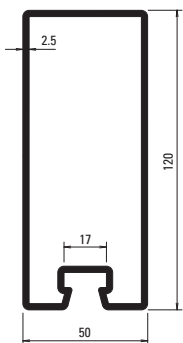
**76.094**  
**76.094 GV+GC**



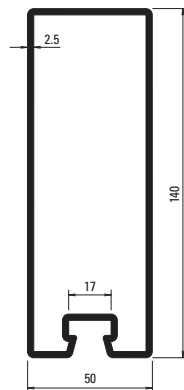
**76.096**  
**76.096 GV+GC**



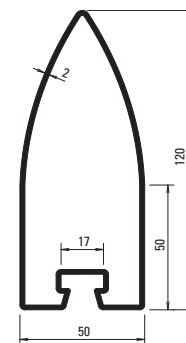
**76.697**  
**76.697 Z**



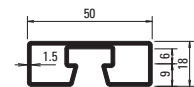
**76.679**  
**76.679 Z**



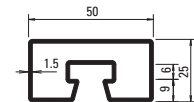
**76.666**  
**76.666 Z**



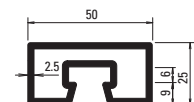
**76.105**  
**76.105 GV+GC**



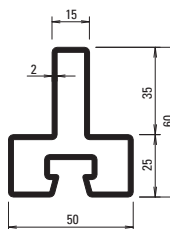
**76.692**  
**76.692 GV+GC**



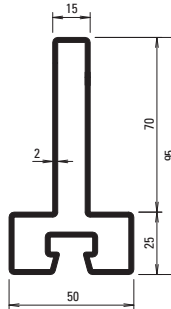
**76.682**  
**76.682 GV+GC**



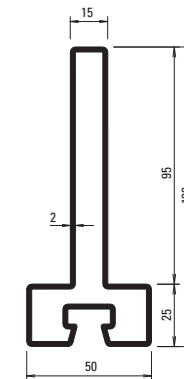
**76.680**  
**76.680 GV+GC**



**76.114**  
**76.114 GV+GC**



**76.115**  
**76.115 GV+GC**



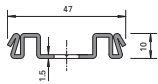
**76.116**  
**76.116 GV+GC**

Profil-Nr.	G kg/m	F cm <sup>2</sup>	I <sub>x</sub> cm <sup>4</sup>	W <sub>x</sub> cm <sup>3</sup>	I <sub>y</sub> cm <sup>4</sup>	W <sub>y</sub> cm <sup>3</sup>	U m <sup>2</sup> /m
<b>76.094</b>	4,090	5,21	15,20	5,90	15,20	5,90	0,280
<b>76.096</b>	6,000	7,64	68,50	16,79	68,53	16,79	0,391
<b>76.105</b>	5,190	6,62	97,55	13,62	22,71	9,08	0,338
<b>76.114</b>	3,820	4,87	15,36	4,14	9,79	3,91	0,251
<b>76.115</b>	4,920	6,27	54,76	9,31	10,38	4,15	0,321
<b>76.116</b>	5,710	7,27	105,00	14,31	10,81	4,32	0,371
<b>76.666</b>	7,910	10,10	240,0	32,10	43,50	17,40	0,412
<b>76.671</b>	3,860	4,90	23,2	7,20	17,30	6,90	0,260

Profil-Nr.	G kg/m	F cm <sup>2</sup>	I <sub>x</sub> cm <sup>4</sup>	W <sub>x</sub> cm <sup>3</sup>	I <sub>y</sub> cm <sup>4</sup>	W <sub>y</sub> cm <sup>3</sup>	U m <sup>2</sup> /m
<b>76.679</b>	7,120	9,07	162,0	25,20	37,90	15,20	0,373
<b>76.680</b>	3,390	4,32	3,17	2,38	11,08	4,43	0,182
<b>76.682</b>	2,120	2,70	2,34	1,81	7,20	2,90	0,190
<b>76.692</b>	1,900	2,52	0,85	0,81	6,00	2,40	0,176
<b>76.694</b>	3,500	4,50	15,0	5,70	14,80	5,90	0,240
<b>76.696</b>	4,450	5,70	48,4	11,50	21,80	8,70	0,300
<b>76.697</b>	6,100	7,90	92,0	17,90	31,00	12,40	0,330

**Deckprofile 50 mm (Masstab 1:3)**  
**Profils de recouvrement 50 mm (échelle 1:3)**  
**Cover sections 50 mm (scale 1:3)**

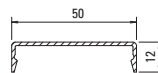
VISS Fire TVS (vertikal)  
 VISS Fire TVS (vertical)  
 VISS Fire TVS (vertical)



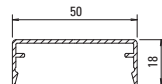
**400.867**



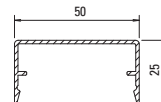
**400.867 Z**



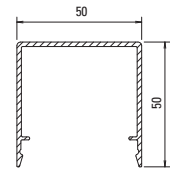
**407.860**



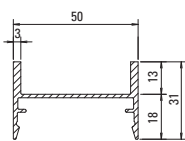
**407.861**



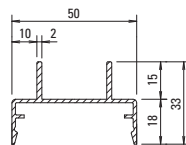
**407.862**



**407.863**

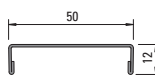


**407.900**



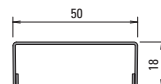
**407.911**

**Edelstahl-Abdeckprofile**  
**Werkstoff 1.4301 (AISI 304)**  
 geschliffen, Korn 220/240,  
 mit Schutzfolie, Länge 6 m



**400.860**

**Profilé de recouvrement acier Inox**  
**Qualité 1.4301 (AISI 304)**  
 meulé, degré 220/240, avec feuille  
 de protection, longueurs 6 m

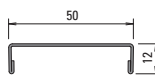


**400.861**

**Stainless steel cover sections**  
**Material 1.4301 (AISI 304)**  
 polished, grain 220/240,  
 with protective film, length 6 m

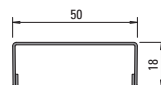


**Edelstahl-Abdeckprofile**  
**Werkstoff 1.4401 (AISI 316)**  
 geschliffen, Korn 220/240,  
 mit Schutzfolie, Länge 6 m



**400.862**

**Profilé de recouvrement acier Inox**  
**Qualité 1.4401 (AISI 316)**  
 meulé, degré 220/240, avec feuille de  
 protection, longueurs 6 m



**400.863**

**Stainless steel cover sections**  
**Material 1.4401 (AISI 316)**  
 polished, grain 220/240,  
 with protective film, length 6 m

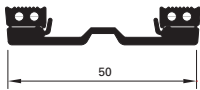
Profil-Nr.	G kg/m	U m <sup>2</sup> /m	P m <sup>2</sup> /m
<b>407.860</b>	0,266	0,147	0,072
<b>407.861</b>	0,341	0,185	0,084
<b>407.862</b>	0,394	0,213	0,098
<b>407.863</b>	0,660	0,313	0,148
<b>407.900</b>	0,556	0,240	0,138
<b>407.911</b>	0,510	0,245	0,146

Profil-Nr.	G kg/m
<b>400.860</b>	0,644
<b>400.861</b>	0,734
<b>400.862</b>	0,652
<b>400.863</b>	0,744

**Dichtungen**  
**Klasse E30**  
**Klasse EI60 / EI90**

**Joints**  
**Classe E30**  
**Classe EI60 / EI90**

**Gaskets**  
**Class E30**  
**Class EI60 / EI90**



**455.547**

**Innendichtung vertikal**  
schwer entflammbar, schwarz,  
50 mm breit

VE = 50 m

**455.547**

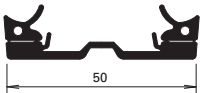
**Joint intérieur vertical**  
difficilement combustible, noir,  
largeur 50 mm

UV = 50 m

**455.547**

**Inner gasket vertical**  
flame retardant, black,  
50 mm wide

PU = 50 m



**455.549**

**Innendichtung vertikal**  
schwer entflammbar, schwarz,  
50 mm breit

Einsatz:  
Segmentverglasungen

VE = 50 m

**455.549**

**Joint intérieur vertical**  
difficilement combustible, noir,  
largeur 50 mm

Utilisation:  
vitrages segmentés

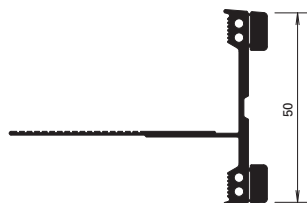
UV = 50 m

**455.549**

**Inner gasket vertical**  
flame retardant, black,  
50 mm wide

Application:  
segmental glazing

PU = 50 m



**455.550**

**Innendichtung horizontal**  
schwer entflammbar, schwarz,  
50 mm breit

Einsatz:  
Riegel im Vertikalbereich

VE = 50 m

**455.550**

**Joint intérieur horizontal**  
difficilement combustible, noir,  
largeur 50 mm

Utilisation:  
traverse façade verticale

UV = 50 m

**455.550**

**Inner gasket horizontal**  
flame retardant, black,  
50 mm wide

Application:  
transom in vertical area

PU = 50 m

**Dichtungen**  
**Klasse E30**  
**Klasse EI60 / EI90**

**Joints**  
**Classe E30**  
**Classe EI60 / EI90**

**Gaskets**  
**Class E30**  
**Class EI60 / EI90**



**455.508**

**Aussendichtung**

schwer entflammbar, schwarz,  
für Anpressprofile 400.867 und  
400.867 Z

Einsatz:  
Pfosten, Riegel oben

VE = 100 m

**455.508**

**Joint extérieur**

difficilement combustible, noir,  
pour profilés de fixation 400.867  
et 400.867 Z

Utilisation:  
montant, traverse supérieur

UV = 100 m

**455.508**

**Outer gasket**

flame retardant, black,  
for clamping sections 400.867  
and 400.867 Z

Application:  
mullion, transom top

PU = 100 m



**455.509**

**Aussendichtung**

schwer entflammbar, schwarz,  
für Anpressprofile 400.867 und  
400.867 Z

Einsatz:  
Riegel unten

VE = 50 m

**455.509**

**Joint extérieur**

difficilement combustible, noir,  
pour profilés de fixation 400.867  
et 400.867 Z

Utilisation:  
traverse inférieure

UV = 50 m

**455.509**

**Outer gasket**

flame retardant, black,  
for clamping sections 400.867  
and 400.867 Z

Application:  
transom bottom

PU = 50 m



**455.519**

**Aussendichtung**

schwer entflammbar schwarz,  
für Anpressprofile 400.867 und  
400.867 Z

Einsatz:  
Pfosten bei  
Segmentverglasungen bis 15°

VE = 100 m

**455.519**

**Joint extérieur**

difficilement combustible, noir,  
pour profilés de fixation 400.867  
et 400.867 Z

Utilisation:  
montant à vitrage segmenté  
jusqu'à 15°

UV = 100 m

**455.519**

**Outer gasket**

flame retardant, black,  
for clamping sections 400.867  
and 400.867 Z

Application:  
mullions with segmental  
glazing up to 15°

PU = 100 m



**450.096**

**Kleb- und Dichtmasse**

schwarz, für das Abdichten der  
Dichtungs-Stösse und -Durch-  
brüche von schwer entflamm-  
baren Dichtungen.

VE = 1 Kartusche 310 cm<sup>3</sup>

**Klebestellen mit 3M-Primer 94  
vorbehandeln.**

**450.096**

**Pâte à coller et à étancher**

noir, pour étancher les raccorde-  
ments et les points de raccord  
des joints difficilement com-  
bustible

UV = 1 cartouche de 310 cm<sup>3</sup>

**Traiter au préalable les points de  
collage avec 3M-Primer 94.**

**450.096**

**Adhesive and sealing compound**

black, for sealing gasket joints  
and breaks, flame retardant.

PU = 1 cartridge 310 cm<sup>3</sup>

**Pre-treat contact spots with  
3M primer 94**

**Dichtungen  
Klasse EI30**

**Dichtungen  
Klasse EI30**

**Dichtungen  
Klasse EI30**



**455.537**

**Innendichtung vertikal**  
EPDM schwarz, 50 mm breit

VE = 50 m

**455.537**

**Joint intérieur vertical**  
EPDM noir, largeur 50 mm

UV = 50 m

**455.537**

**Inner gasket, vertical**  
EPDM black, 50 mm wide

PU = 50 m



**455.558**

**Innendichtung horizontal**  
EPDM schwarz, 50 mm breit

VE = 50 m

**455.558**

**Joint intérieur horizontal**  
EPDM noir, largeur 50 mm

UV = 50 m

**455.558**

**Inner gasket, horizontal**  
EPDM black, 50 mm wide

PU = 50 m



**455.545**

**Innendichtung vertikal**  
EPDM schwarz, 50 mm breit

Einsatz:  
Segmentverglasungen

VE = 50 m

**455.545**

**Joint intérieur vertical**  
EPDM noir, largeur 50 mm

Utilisation:  
vitrages segmentés

UV = 50 m

**455.545**

**Inner gasket, vertical**  
EPDM black, 50 mm wide

Application:  
segmental glazing

PU = 50 m

**Dichtungen  
Klasse EI30**

**Dichtungen  
Klasse EI30**

**Dichtungen  
Klasse EI30**



**455.520**

**Aussendichtung**

EPDM schwarz,  
für Anpressprofile 400.867 und  
400.867 Z

Einsatz:  
Pfosten/Riegel oben

VE = 100 m

**455.520**

**Joint extérieur**

EPDM noir,  
pour profilés de fixation 400.867  
et 400.867 Z

Utilisation:  
montant/traverse supérieur

UV = 100 m

**455.520**

**Outer gasket**

EPDM black,  
for clamping sections 400.867  
and 400.867 Z

Application:  
mullion/transom top

PU = 100 m



**455.521**

**Aussendichtung**

EPDM schwarz,  
für Anpressprofile 400.867 und  
400.867 Z

Einsatz: Riegel unten

VE = 50 m

**455.521**

**Joint extérieur**

EPDM noir,  
pour profilés de fixation 400.867  
et 400.867 Z

Utilisation: traverse inférieur

UV = 50 m

**455.521**

**Outer gasket**

EPDM black,  
for clamping sections 400.867  
and 400.867 Z

Application: transom bottom

PU = 50 m



**455.519**

**Aussendichtung**

schwer entflammbar schwarz,  
für Anpressprofile 400.867 und  
400.867 Z

Einsatz: Sparren,  
polygonale Dachverglasungen

VE = 100 m

**455.519**

**Joint extérieur**

difficilement combustible, noir,  
pour profilés de fixation 400.867  
et 400.867 Z

Utilisation: chevron,  
verrières polygonales

UV = 100 m

**455.519**

**Outer gasket**

flame retardant, black,  
for clamping sections 400.867  
and 400.867 Z

Application: rafter,  
polygonal roof glazing

PU = 100 m



**450.099**

**Kleb- und Dichtungsmasse**

schwarz, für das Abdichten der  
Dichtungs-Stöße und -Durch-  
brüche von EPDM-Dichtungen.

VE = 1 Kartusche 310 cm<sup>3</sup>

**450.099**

**Pâte à coller et à étancher**

noir, pour étancher les raccorde-  
ments et les points de raccord  
des joints EPDM.

UV = 1 cartouche 310 cm<sup>3</sup>

**450.099**

**Adhesive and sealing compound**

black, for sealing gasket joints  
and breaks EPDM.

PU = 1 cartridge 310 cm<sup>3</sup>

Artikel in Abhängigkeit der  
Füllelementstärken

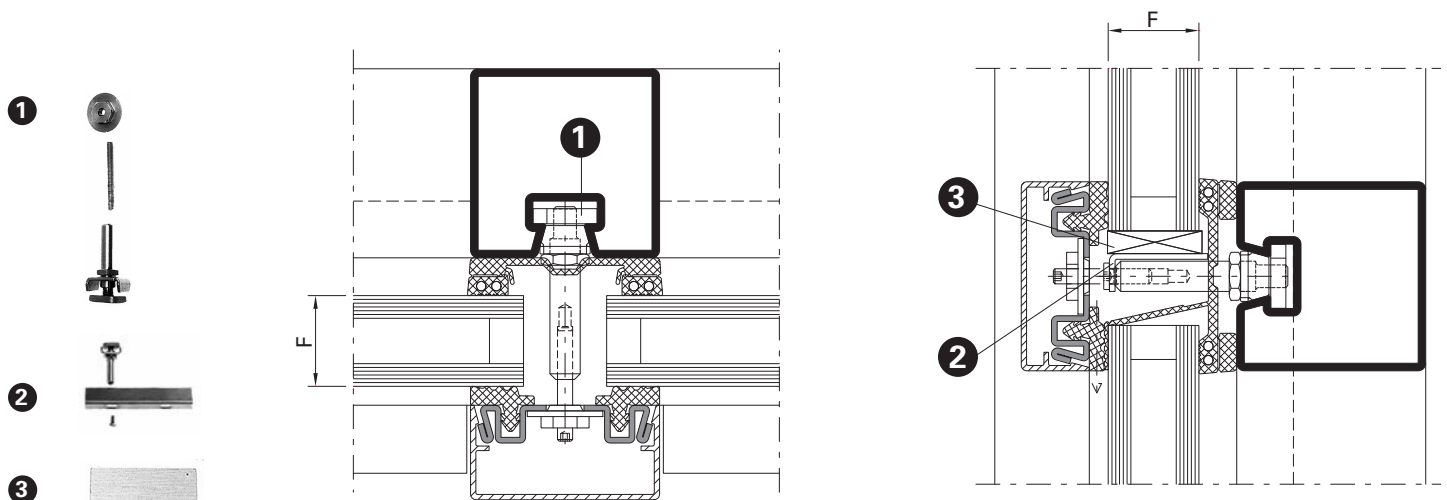
Articles en fonction de l'éléments  
de remplissage

Items depending on thickness of  
infill elements

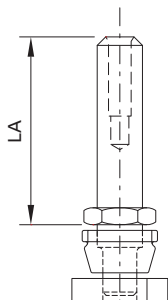
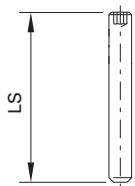
F mm	Brandschutzanker Boulon d'ancrage Fire-proof anchor ①	Glasauflage Support de verre Glazing support ②	Tragklotz Cale pour remplissage Glazing support ③
05 – 07	452.430	452.439	453.028 (453.070)
08 – 11	452.440	452.455	453.070
12 – 15	452.482	452.483	453.070
16 – 18	452.453	452.454	453.027 (453.070)
19 – 21	452.472	452.488	453.016 (453.070)
22 – 23	452.475	452.492	453.026 (453.070)
24 – 26	452.476	452.484	453.029 (453.070)
27 – 30	452.477	452.485	453.030 (453.070)
31 – 33	452.478	452.486	453.031 (453.070)
34 – 36	452.479	452.487	453.032 (453.070)
37 – 39	452.448	452.449	453.033 (453.070)
40 – 42	452.441	452.456	453.034 (453.070)
43 – 45	452.442	452.457	453.070
46 – 49	452.443	452.458	453.070
50 – 52	452.446	452.447	453.070
53 – 57	452.444	452.459	453.072 (453.070)
58 – 62	452.427	Stahlflach*	453.070
63 – 67	452.428	Stahlflach*	453.070
68 – 70	452.429	Stahlflach*	453.070

( ) optional auch möglich  
( ) aussi possible en option  
( ) optional also possible

\* Stahlflach  
\* Fer plat  
\* Flat steel







<b>452.430</b>	LA = 14 mm LS = 25 mm
<b>452.440</b>	LA = 14 mm LS = 30 mm
<b>452.482</b>	LA = 20 mm LS = 30 mm
<b>452.453</b>	LA = 24 mm LS = 30 mm
<b>452.472</b>	LA = 26 mm LS = 30 mm
<b>452.475</b>	LA = 30 mm LS = 30 mm
<b>452.476</b>	LA = 33 mm LS = 30 mm
<b>452.477</b>	LA = 36 mm LS = 30 mm
<b>452.478</b>	LA = 39 mm LS = 30 mm
<b>452.479</b>	LA = 42 mm LS = 30 mm
<b>452.448</b>	LA = 45 mm LS = 30 mm
<b>452.441</b>	LA = 48 mm LS = 30 mm
<b>452.442</b>	LA = 51 mm LS = 30 mm
<b>452.443</b>	LA = 54 mm LS = 30 mm
<b>452.446</b>	LA = 58 mm LS = 30 mm
<b>452.444</b>	LA = 61 mm LS = 30 mm
<b>452.427</b>	LA = 61 mm LS = 35 mm
<b>452.428</b>	LA = 61 mm LS = 40 mm
<b>452.429</b>	LA = 61 mm LS = 45 mm

**Brandschutzanker**  
Edelstahl, mit vormontiertem Keil und Nutenstein, Gewindestift M4, Zentrier Mutter M4

VE = 50 Stück

**Einsatz:**  
**Artikel in Abhängigkeit der Füllelementdicke (siehe Seite 52-14)**

<b>452.430</b>	LA = 14 mm LS = 25 mm
<b>452.440</b>	LA = 14 mm LS = 30 mm
<b>452.482</b>	LA = 20 mm LS = 30 mm
<b>452.453</b>	LA = 24 mm LS = 30 mm
<b>452.472</b>	LA = 26 mm LS = 30 mm
<b>452.475</b>	LA = 30 mm LS = 30 mm
<b>452.476</b>	LA = 33 mm LS = 30 mm
<b>452.477</b>	LA = 36 mm LS = 30 mm
<b>452.478</b>	LA = 39 mm LS = 30 mm
<b>452.479</b>	LA = 42 mm LS = 30 mm
<b>452.448</b>	LA = 45 mm LS = 30 mm
<b>452.441</b>	LA = 48 mm LS = 30 mm
<b>452.442</b>	LA = 51 mm LS = 30 mm
<b>452.443</b>	LA = 54 mm LS = 30 mm
<b>452.446</b>	LA = 58 mm LS = 30 mm
<b>452.444</b>	LA = 61 mm LS = 30 mm
<b>452.427</b>	LA = 61 mm LS = 35 mm
<b>452.428</b>	LA = 61 mm LS = 40 mm
<b>452.429</b>	LA = 61 mm LS = 45 mm

**Boulon d'ancrage anti-incendie**  
acier Inox, avec cale et languette montées au préalable, vis sans tête M4, écrou de centrage M4

UV = 50 pièces


**Utilisation:**  
**Article en fonction de l'épaisseur de l'élément de remplissage (voir page 52-14)**

<b>452.430</b>	LA = 14 mm LS = 25 mm
<b>452.440</b>	LA = 14 mm LS = 30 mm
<b>452.482</b>	LA = 20 mm LS = 30 mm
<b>452.453</b>	LA = 24 mm LS = 30 mm
<b>452.472</b>	LA = 26 mm LS = 30 mm
<b>452.475</b>	LA = 30 mm LS = 30 mm
<b>452.476</b>	LA = 33 mm LS = 30 mm
<b>452.477</b>	LA = 36 mm LS = 30 mm
<b>452.478</b>	LA = 39 mm LS = 30 mm
<b>452.479</b>	LA = 42 mm LS = 30 mm
<b>452.448</b>	LA = 45 mm LS = 30 mm
<b>452.441</b>	LA = 48 mm LS = 30 mm
<b>452.442</b>	LA = 51 mm LS = 30 mm
<b>452.443</b>	LA = 54 mm LS = 30 mm
<b>452.446</b>	LA = 58 mm LS = 30 mm
<b>452.444</b>	LA = 61 mm LS = 30 mm
<b>452.427</b>	LA = 61 mm LS = 35 mm
<b>452.428</b>	LA = 61 mm LS = 40 mm
<b>452.429</b>	LA = 61 mm LS = 45 mm

**Fire-proof anchor**  
stainless steel, with pre-assembled key and tenon block, set screw M4, centring nut M4

PU = 50 pieces

**Application:**  
**Article depending on thickness of infill panels (see page 52-14)**



<b>452.439</b>	L = 14 mm
<b>452.455</b>	L = 17 mm
<b>452.483</b>	L = 20 mm
<b>452.454</b>	L = 24 mm
<b>452.488</b>	L = 26 mm
<b>452.492</b>	L = 30 mm
<b>452.484</b>	L = 33 mm
<b>452.485</b>	L = 36 mm
<b>452.486</b>	L = 39 mm
<b>452.487</b>	L = 42 mm
<b>452.449</b>	L = 45 mm
<b>452.456</b>	L = 48 mm
<b>452.457</b>	L = 51 mm
<b>452.458</b>	L = 54 mm
<b>452.447</b>	L = 58 mm
<b>452.459</b>	L = 61 mm

**Glasauflage**  
Edelstahl, mit Brandschutzanker  
und Befestigungsschraube  
M4x10, Auflegewinkel mit Klebe-  
folie für Montage Glasklotz

VE = 20 Stück

**Einsatz:**  
**Artikel in Abhängigkeit der**  
**Füllelementdicke**  
**(siehe Seite 52-14)**

<b>452.439</b>	L = 14 mm
<b>452.455</b>	L = 17 mm
<b>452.483</b>	L = 20 mm
<b>452.454</b>	L = 24 mm
<b>452.488</b>	L = 26 mm
<b>452.492</b>	L = 30 mm
<b>452.484</b>	L = 33 mm
<b>452.485</b>	L = 36 mm
<b>452.486</b>	L = 39 mm
<b>452.487</b>	L = 42 mm
<b>452.449</b>	L = 45 mm
<b>452.456</b>	L = 48 mm
<b>452.457</b>	L = 51 mm
<b>452.458</b>	L = 54 mm
<b>452.447</b>	L = 58 mm
<b>452.459</b>	L = 61 mm

**Support de verre**  
acier Inox, avec boulon  
d'ancrage anti-incendie et vis  
de fixation M4x10, cornière  
d'appui avec bande adhésive  
pour montage cale de verre

UV = 20 pièces

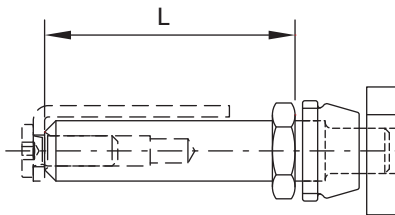
**Utilisation:**  
**Article en fonction de l'épaisseur**  
**de l'élément de remplissage**  
**(voir page 52-14)**

<b>452.439</b>	L = 14 mm
<b>452.455</b>	L = 17 mm
<b>452.483</b>	L = 20 mm
<b>452.454</b>	L = 24 mm
<b>452.488</b>	L = 26 mm
<b>452.492</b>	L = 30 mm
<b>452.484</b>	L = 33 mm
<b>452.485</b>	L = 36 mm
<b>452.486</b>	L = 39 mm
<b>452.487</b>	L = 42 mm
<b>452.449</b>	L = 45 mm
<b>452.456</b>	L = 48 mm
<b>452.457</b>	L = 51 mm
<b>452.458</b>	L = 54 mm
<b>452.447</b>	L = 58 mm
<b>452.459</b>	L = 61 mm

**Glazing support**  
stainless steel, with fire-proofing  
anchor and fastening screw  
M4x10, angle support with  
adhesive foil for installation  
glazing bridge

PU = 20 pieces

**Application:**  
**Article depending on thickness**  
**of infill panels**  
**(see page 52-14)**





<b>453.016</b>	23 x 6 mm
<b>453.026</b>	25 x 6 mm
<b>453.027</b>	19 x 6 mm
<b>453.028</b>	8 x 6 mm
<b>453.029</b>	29 x 6 mm
<b>453.030</b>	32 x 6 mm
<b>453.031</b>	35 x 6 mm
<b>453.032</b>	38 x 6 mm
<b>453.033</b>	41 x 6 mm
<b>453.034</b>	44 x 6 mm
<b>453.072</b>	57 x 6 mm

**Glasklotz**

Promatect-H, Länge 80 mm, imprägniert

VE = 20 Stück

**Einsatz:**

Artikel in Abhängigkeit der Füllelementdicke (siehe Seite 52-14)

<b>453.016</b>	23 x 6 mm
<b>453.026</b>	25 x 6 mm
<b>453.027</b>	19 x 6 mm
<b>453.028</b>	8 x 6 mm
<b>453.029</b>	29 x 6 mm
<b>453.030</b>	32 x 6 mm
<b>453.031</b>	35 x 6 mm
<b>453.032</b>	38 x 6 mm
<b>453.033</b>	41 x 6 mm
<b>453.034</b>	44 x 6 mm
<b>453.072</b>	57 x 6 mm

**Cale de verre**

Promatect-H, longueur 80 mm, imprégné

UV = 20 pièces

**Utilisation:**

Article en fonction de l'épaisseur de l'élément de remplissage (voir page 52-14)

<b>453.016</b>	23 x 6 mm
<b>453.026</b>	25 x 6 mm
<b>453.027</b>	19 x 6 mm
<b>453.028</b>	8 x 6 mm
<b>453.029</b>	29 x 6 mm
<b>453.030</b>	32 x 6 mm
<b>453.031</b>	35 x 6 mm
<b>453.032</b>	38 x 6 mm
<b>453.033</b>	41 x 6 mm
<b>453.034</b>	44 x 6 mm
<b>453.072</b>	57 x 6 mm

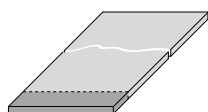
**Glazing bridge**

Promatect-H, length 80 mm, impregnated

PU = 20 pieces

**Application:**

Article depending on thickness of infill panels (see page 52-14)



**453.070**

**Glasklotz**

glasfaserverstärkter Kunststoff, 80 x 5 mm, Zuschnitt entsprechend Füllelementstärke durch Metallbauer

VE = 1 Stück à 1000 mm

**Einsatz:**

Artikel in Abhängigkeit der Füllelementdicke (siehe Seite 52-14)

**453.070**

**Cale de verre**

Plastique renforcé par fibres de verre, 80 x 5 mm, découpe par le constructeur métallique selon l'épaisseur des éléments de remplissage

UV = 1 pièce à 1000 mm

**Utilisation:**

Article en fonction de l'épaisseur de l'élément de remplissage (voir page 52-14)

**453.070**

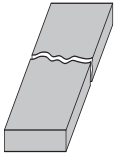
**Glazing bridge**

glass fibre reinforced plastic, 80 x 5 mm, to be cut by a sheet metal worker according to thickness of the filling material

PU = 1 piece, 1000 mm each

**Application:**

Article depending on thickness of infill panels (see page 52-14)



### 451.081

**Brandschutzlaminat**  
selbstklebend, 7,2 x 1,8 mm

VE = 50 Stück à 1075 mm

**Einsatz:**  
Anpressprofil Pfosten und Riegel

### 451.081

**Bande de protection-incendie**  
auto-adhésive, 7,2 x 1,8 mm

UV = 50 pièces à 1075 mm

**Utilisation:**  
Profilé de fixation montant et  
traverse

### 451.081

**Fire protection laminate**  
self-adhesive, 7,2 x 1,8 mm

PU = 50 pieces, 1075 mm each

**Application:**  
Clamping section mullion and  
transom



### 451.080

**Brandschutzlaminat**  
selbstklebend, 14,4 x 1,8 mm

VE = 1 Rolle à 25 m

**Einsatz:**  
Im Glasfalz-Bereich bei  
EI90-Verglasungen

### 451.080

**Bande de protection-incendie**  
auto-adhésive, 14,4 x 1,8 mm

UV = 1 rouleau à 25 m

**Utilisation:**  
Dans la feuillure à verre pour  
les vitrages EI90

### 451.080

**Fire protection laminate**  
auto-adhesive, 14,4 x 1,8 mm

PU = 1 roll, 25 m each

**Application:**  
In glazing rebate area for  
EI90 glazing

**Verarbeitungshilfen****Outils d'usinage****Assembly tools**

VISS Fire TVS (vertikal)

VISS Fire TVS (vertical)

VISS Fire TVS (vertical)

**499.006****2 mm Sechskant-Bit**  
zum Eindrehen der M4-  
Gewindestifte der Brand-  
schutzanker

VE = 2 Stück

**499.006****Embout de tournevis**  
**6-pans 2 mm**  
pour visser les vis sans tête  
M4 du boulon d'ancrage anti-  
incendie

UV = 2 pièces

**499.006****2 mm hexagonal bit**  
for inserting M4 set screws of  
fire-proof anchor

PU = 2 pieces

**499.254****TV-Werkzeugset**VE = 1 Steckschlüssel SW 11  
1 Positionierhilfe 25 mm  
1 Positionierhilfe 32 mm**499.254****Jeu d'outils TV**UV = 1 clé à pipe SW 11  
1 aide de réglage 25 mm  
1 aide de réglage 32 mm**499.254****TV tool kit**PU = 1 box spanner size 11  
1 positioning aid 25 mm  
1 positioning aid 32 mm**499.206****Abziehhebel**  
für die Demontage der  
aufgeklipsten Abdeckprofile

VE = 1 Stück

**499.206****Lever de démontage**  
pour le démontage des profilés  
de recouvrement clipsés

UV = 1 pièce

**499.206****Stripping lever**  
for disassembly of the clipped  
on cover profile

PU = 1 piece

**499.253****Dichtungsstanze**  
für das Zuschneiden der  
Riegel-Innendichtung 455.550

VE = 1 Stück

**499.253****Poinçon à joints**  
pour la coupe des joint  
intérieure traverse 455.550

UV = 1 pièce

**499.253****Gasket punch**  
for cutting the transom  
inner gasket 455.550

PU = 1 piece

**499.205****Ersatzklingen**  
zu 499.253

VE = 10 Stück

**499.205****Lames de rechange**  
pour 499.253

UV = 10 pièces

**499.205****Spare blades**  
for 499.253

PU = 10 pieces

**499.256****Ausklinglehre für**  
für Pfosten-/Sparrendichtungen  
455.547 und 455.549

VE = 1 Garnitur

**499.256****Gabarit d'entaille**  
pour joints montants et chevron  
455.547 et 455.549

UV = 1 garniture

**499.256****Notching template**  
for gaskets mullion and rafter  
455.547 and 455.549

PU = 1 set

Ausgeführte Objekte  
Objets réalisés  
Completed projects

VISS Fire TVS (vertikal)  
VISS Fire TVS (vertical)  
VISS Fire TVS (vertical)

*Saalbau Philharmonie, Essen/D (Architekt: Busmann + Haberer GmbH, Köln/D)*



<b>System-Hinweise</b>		VISS Fire TVS (vertikal)	
<b>Remarques concernant les systèmes</b>		VISS Fire TVS (vertical)	
<b>System instructions</b>		VISS Fire TVS (vertical)	

<b>System-Hinweise</b>	<b>Remarques concernant les systèmes</b>	<b>System instructions</b>	
Glasfalz-Belüftung / Glasfalz-Entwässerung	Ventilation de feuillure de verre / Drainage de la feuillure à verre	Glazing rebate ventilation / Glazing rebate drainage	<b>22</b>
U <sub>f</sub> -Werte nach EN 10077-2	Valeurs U <sub>f</sub> selon EN 10077-2	U <sub>f</sub> values according to EN 10077-2	<b>24</b>

<b>Schnittpunkte E30</b>	<b>Coupe de détails E30</b>	<b>Section details E30</b>	<b>26</b>
<b>Konstruktions-Details E30</b>	<b>Détails de construction E30</b>	<b>Constructions details E30</b>	<b>28</b>
<b>Anschlüsse am Bau E30</b>	<b>Raccordement au mur E30</b>	<b>Attachment to structure E30</b>	<b>36</b>

<b>Schnittpunkte EI30 / EI60 / EI90</b>	<b>Schnittpunkte EI30 / EI60 / EI90</b>	<b>Schnittpunkte EI30 / EI60 / EI90</b>	<b>48</b>
<b>Konstruktions-Details EI30 / EI60 / EI90</b>	<b>Détails de construction EI30 / EI60 / EI90</b>	<b>Constructions details EI30 / EI60 / EI90</b>	<b>58</b>
<b>Anschlüsse am Bau EI30 / EI60 / EI90</b>	<b>Raccordement au mur EI30 / EI60 / EI90</b>	<b>Attachment to structure EI30 / EI60 / EI90</b>	<b>66</b>

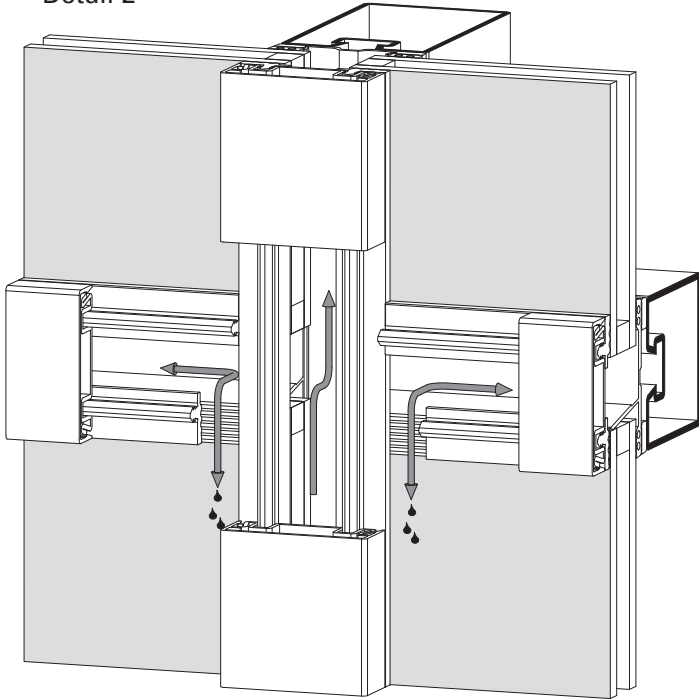
<b>Verarbeitungs-Hinweise</b>	<b>Indications d'usinage</b>	<b>Assembly instructions</b>	<b>77</b>
-------------------------------	------------------------------	------------------------------	-----------

Glasfalz-Belüftung/  
Glasfalz-Entwässerung

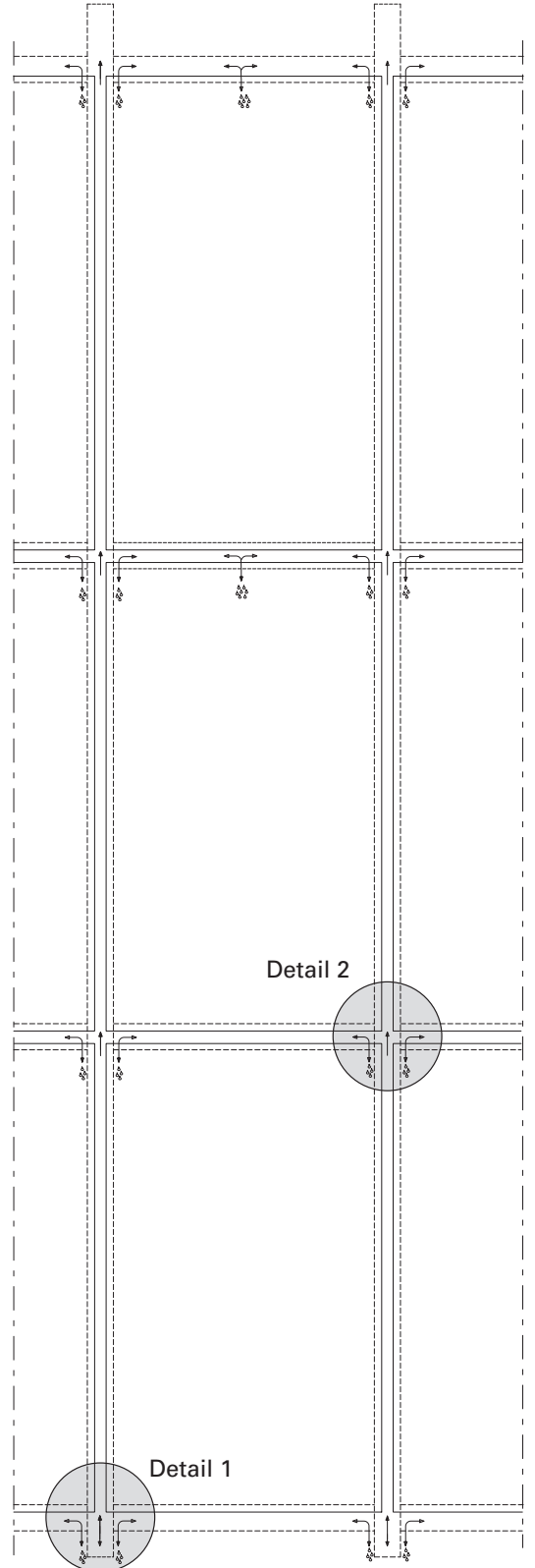
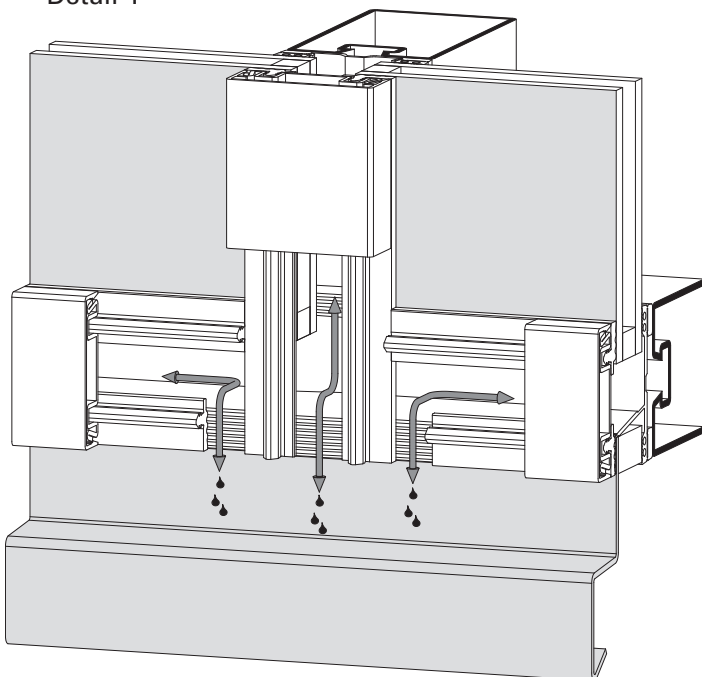
Ventilation de feuillures de verre/  
Drainage de la feuillure à verre

Glazing rebate ventilation/  
Glazing rebate drainage

Detail 2



Detail 1





**System-Hinweise**

**Remarques concernant les systèmes**

**System instructions**

VISS Fire TVS (vertikal)

VISS Fire TVS (vertical)

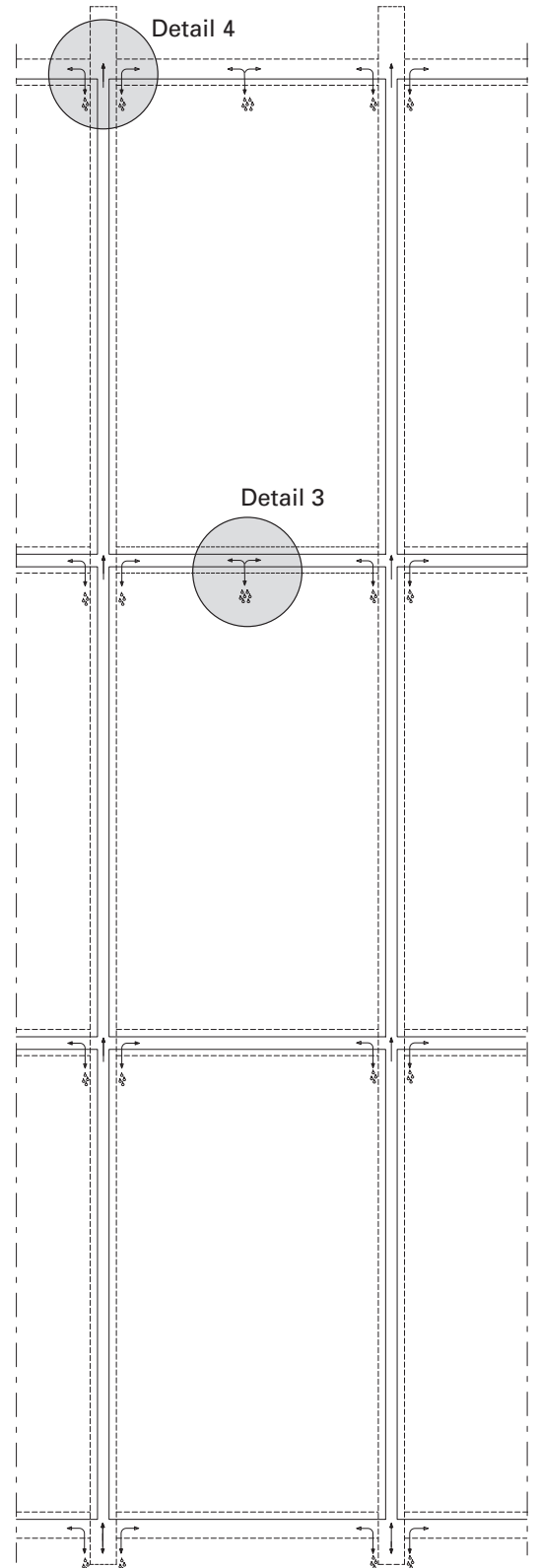
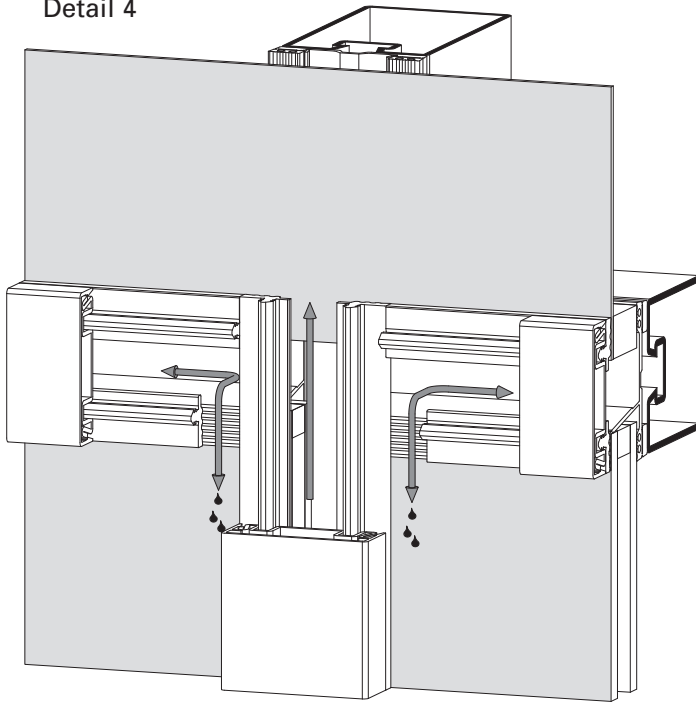
VISS Fire TVS (vertical)

**Glasfalz-Belüftung/  
Glasfalz-Entwässerung**

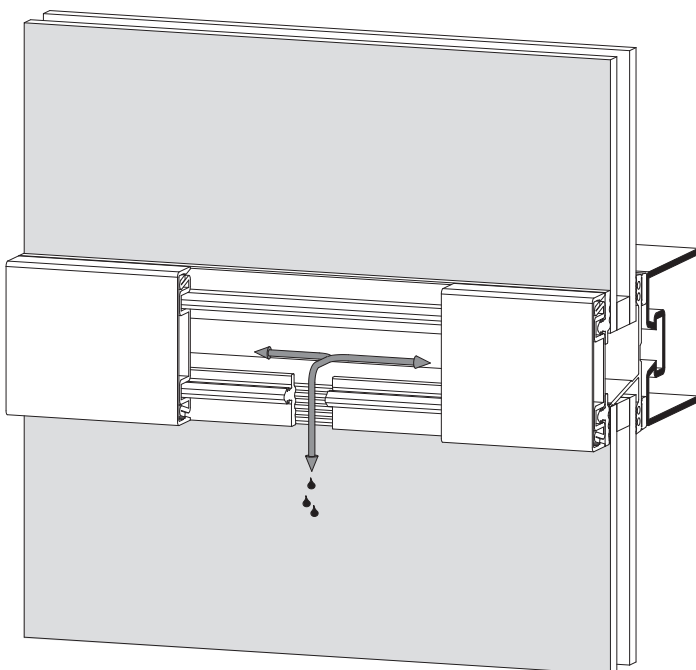
**Ventilation de feuillures de verre/  
Drainage de la feuillure à verre**

**Glazing rebate ventilation/  
Glazing rebate drainage**

Detail 4



Detail 3



**System-Hinweise**

**Remarques concernant les systèmes**

**System instructions**

VISS Fire TVS (vertikal)

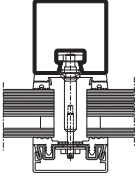
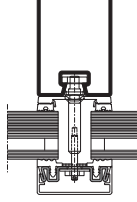
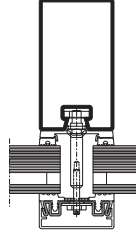
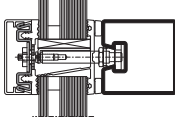
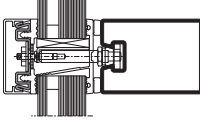
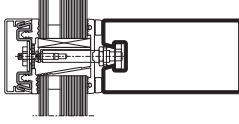
VISS Fire TVS (vertical)

VISS Fire TVS (vertical)

**U<sub>f</sub>-Werte nach EN 10077-2**  
**VISS Fire TVS (vertikal) 50 mm**

**Valeurs U<sub>f</sub> selon EN 10077-2**  
**VISS Fire TVS (vertical) 50 mm**

**U<sub>f</sub> values according to 10077-2**  
**VISS Fire TVS (vertical) 50 mm**

Glas Verre Glass	 Pfosten 50/50 Montant 50/50 Mullion 50/50	 Pfosten 50/95 Montant 50/95 Mullion 50/95	 Pfosten 50/140 Montant 50/140 Mullion 50/140	 Riegel 50/50 Traverse 50/50 Transom 50/50	 Riegel 50/95 Traverse 50/95 Transom 50/95	 Riegel 50/140 Traverse 50/140 Transom 50/140
10 mm	2,1 W/m <sup>2</sup> K	2,2 W/m <sup>2</sup> K	2,2 W/m <sup>2</sup> K	2,2 W/m <sup>2</sup> K	2,3 W/m <sup>2</sup> K	2,3 W/m <sup>2</sup> K
15 mm	1,9 W/m <sup>2</sup> K	1,9 W/m <sup>2</sup> K	2,0 W/m <sup>2</sup> K	2,0 W/m <sup>2</sup> K	2,0 W/m <sup>2</sup> K	2,0 W/m <sup>2</sup> K
20 mm	1,7 W/m <sup>2</sup> K	1,8 W/m <sup>2</sup> K	1,8 W/m <sup>2</sup> K	1,8 W/m <sup>2</sup> K	1,9 W/m <sup>2</sup> K	1,9 W/m <sup>2</sup> K
25 mm	1,7 W/m <sup>2</sup> K	1,7 W/m <sup>2</sup> K	1,7 W/m <sup>2</sup> K	1,7 W/m <sup>2</sup> K	1,8 W/m <sup>2</sup> K	1,8 W/m <sup>2</sup> K
30 mm	1,6 W/m <sup>2</sup> K	1,6 W/m <sup>2</sup> K	1,6 W/m <sup>2</sup> K	1,6 W/m <sup>2</sup> K	1,7 W/m <sup>2</sup> K	1,7 W/m <sup>2</sup> K
35 mm	1,5 W/m <sup>2</sup> K	1,5 W/m <sup>2</sup> K	1,6 W/m <sup>2</sup> K	1,6 W/m <sup>2</sup> K	1,6 W/m <sup>2</sup> K	1,6 W/m <sup>2</sup> K
40 mm	1,5 W/m <sup>2</sup> K	1,5 W/m <sup>2</sup> K	1,5 W/m <sup>2</sup> K	1,5 W/m <sup>2</sup> K	1,5 W/m <sup>2</sup> K	1,5 W/m <sup>2</sup> K
45 mm	1,4 W/m <sup>2</sup> K	1,5 W/m <sup>2</sup> K	1,5 W/m <sup>2</sup> K	1,5 W/m <sup>2</sup> K	1,5 W/m <sup>2</sup> K	1,5 W/m <sup>2</sup> K
50 mm	1,4 W/m <sup>2</sup> K	1,4 W/m <sup>2</sup> K	1,4 W/m <sup>2</sup> K	1,4 W/m <sup>2</sup> K	1,4 W/m <sup>2</sup> K	1,4 W/m <sup>2</sup> K
55 mm	1,4 W/m <sup>2</sup> K	1,4 W/m <sup>2</sup> K	1,4 W/m <sup>2</sup> K	1,4 W/m <sup>2</sup> K	1,4 W/m <sup>2</sup> K	1,4 W/m <sup>2</sup> K
70 mm	1,4 W/m <sup>2</sup> K	1,4 W/m <sup>2</sup> K	1,4 W/m <sup>2</sup> K	1,4 W/m <sup>2</sup> K	1,4 W/m <sup>2</sup> K	1,4 W/m <sup>2</sup> K

Der Einfluss der Schraubenbefestigung in Höhe von 0.3 W/m<sup>2</sup>K ist berücksichtigt.

Einbau mit Edelstahl-Anpressprofil und schwer entflammaren Dichtungen.

L'influence de la fixation à vis de 0.3 W/m<sup>2</sup>K est prise en compte.

Montage avec profilé de fixation en acier Inox et joints difficilement combustible.

The 0.3 W/m<sup>2</sup>K influence of the screw fixing is taken into account.

Installation with stainless steel clamping section and flame retardant gaskets.



**VISS Fire TVS (vertikal)  
Brandschutzverglasung  
Klasse E**

**Hinweis:**

Bei der Auswahl von Schnittpunkten, Konstruktions-Details und Bauanschlüssen sind die landesspezifischen Brandschutz-Zulassungen und Vorschriften zwingend zu beachten!



**VISS Fire TVS (vertical)  
Vitrage pare-flammes  
Classe E**

**Note:**

Les certificats de protection incendie et les prescriptions spécifiques au pays doivent être impérativement respectés lors du choix des coupe de détails, des détails de construction et des raccordements au mur!



**VISS Fire TVS (vertical)  
Fire protection glazing  
Class E**

**Note:**

When selecting section details, construction details and attachment to structure, the national fire-protection approvals and regulations must be observed (mandatory)!

*Ocean Terminal, Southampton/UK (Architekt: The Manser Practice, London/UK)*



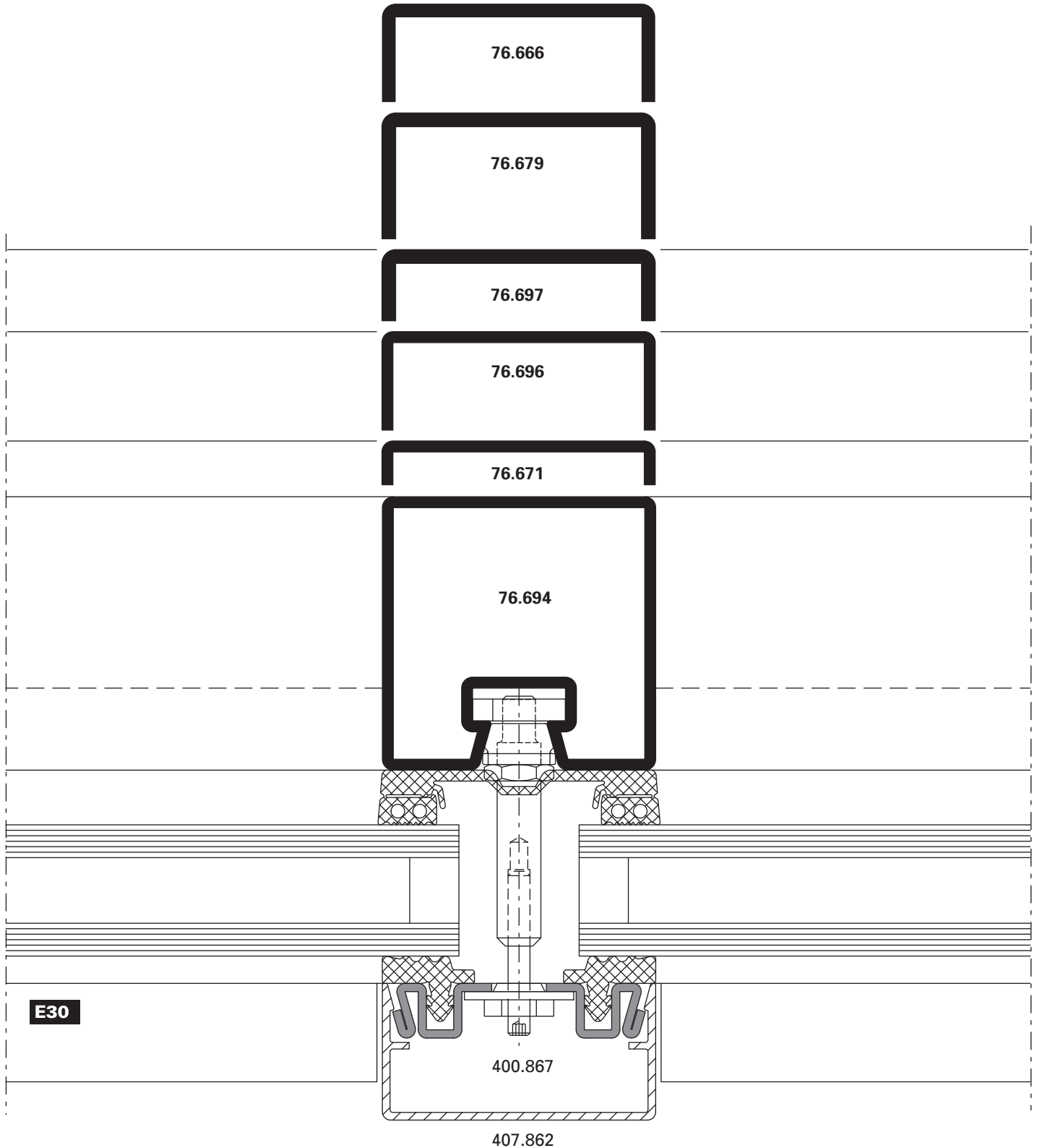
**ABP**  
Welcome to the  
**PORT OF SOUTHAMP**



Pfosten-Detail

Détail du montant

Detail of mullion



D-402-C-001

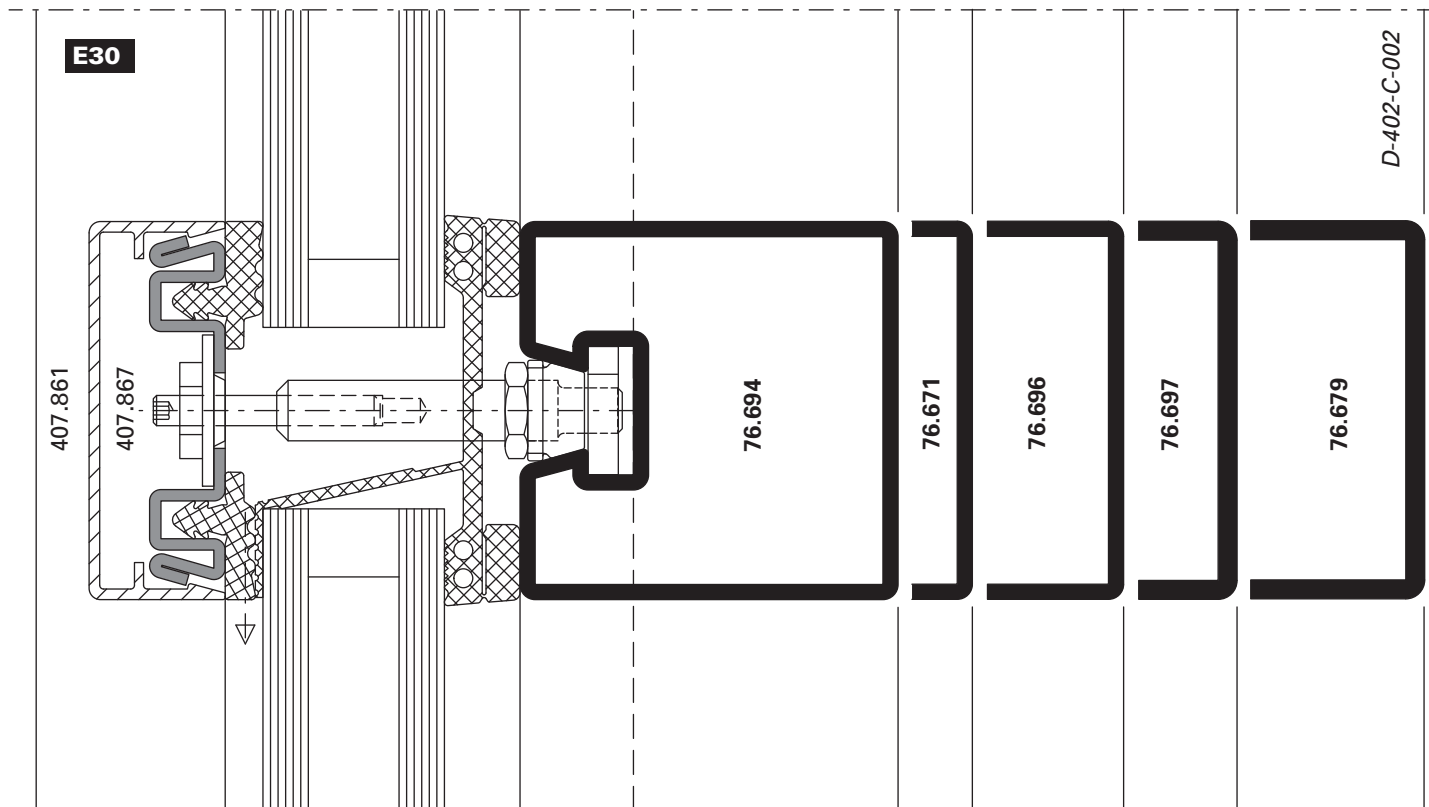
Schnittpunkte im Massstab 1:1  
 Coupe de détails à l'échelle 1:1  
 Section details on scale 1:1

VISS Fire TVS (vertikal)  
 VISS Fire TVS (vertical)  
 VISS Fire TVS (vertical)

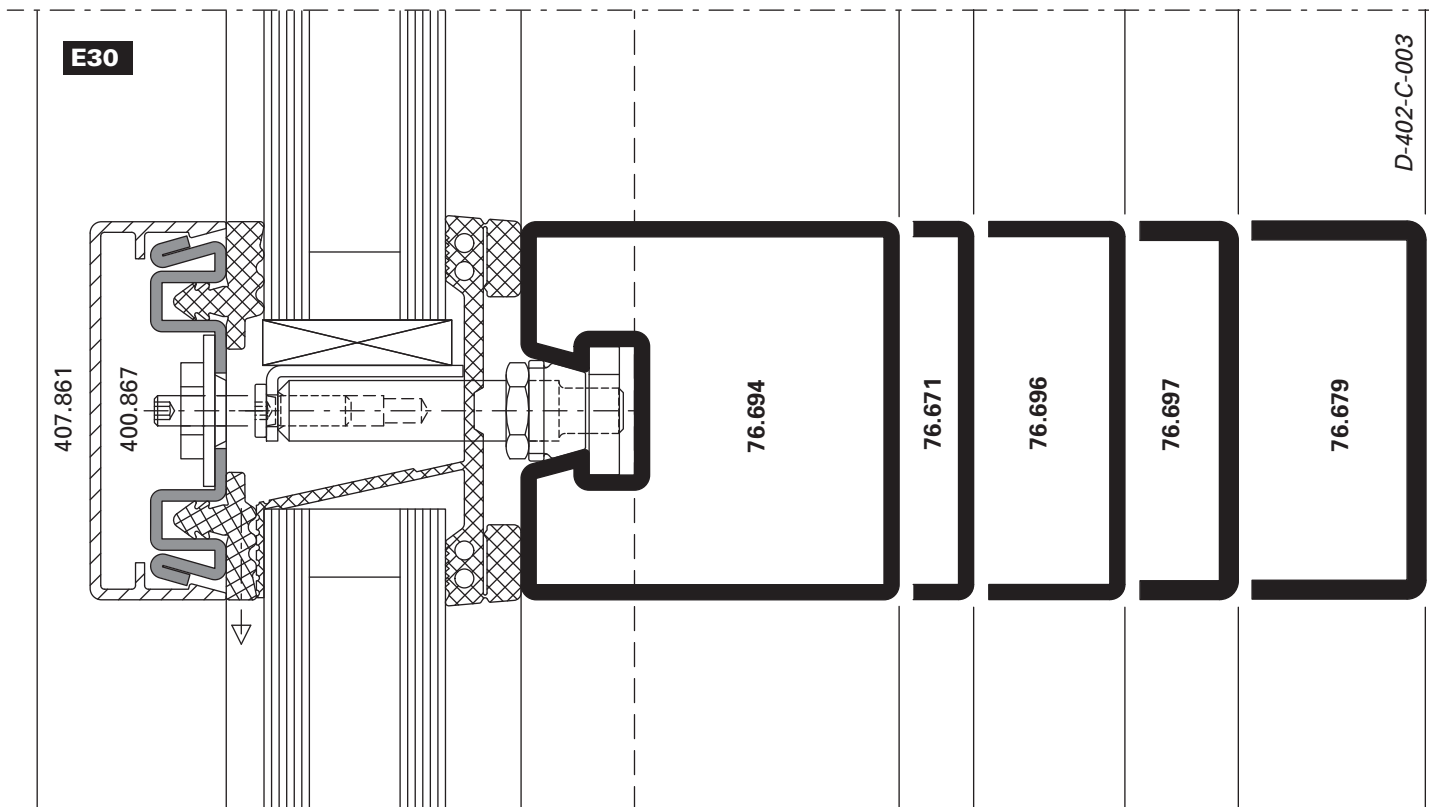
Riegel-Detail

Détail de la traverse

Detail of transom



D-402-C-002

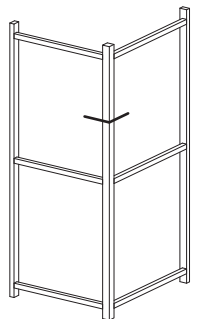
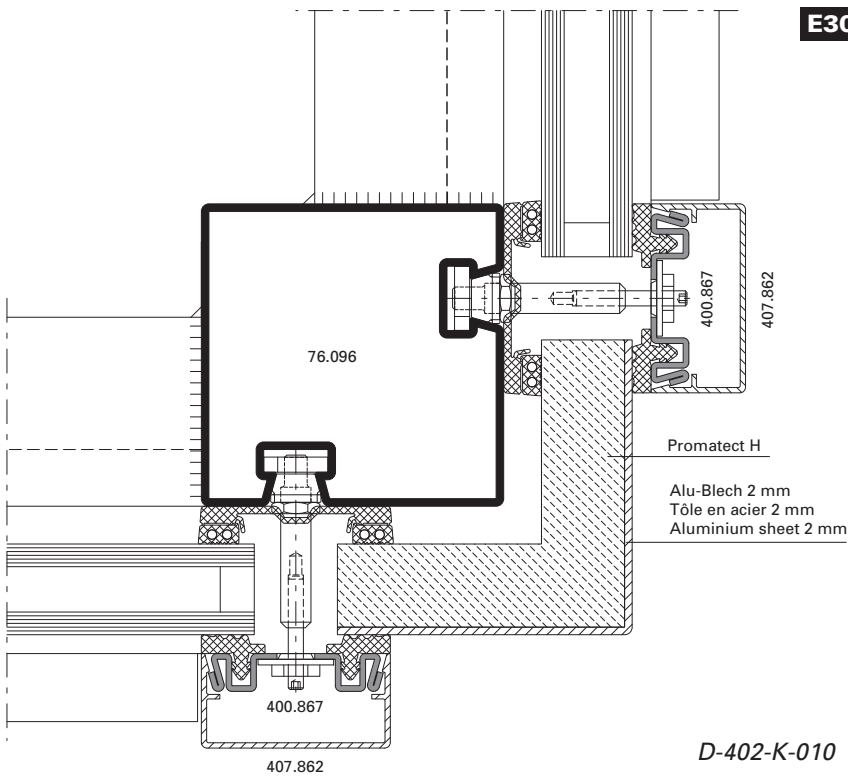
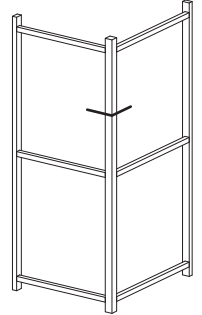
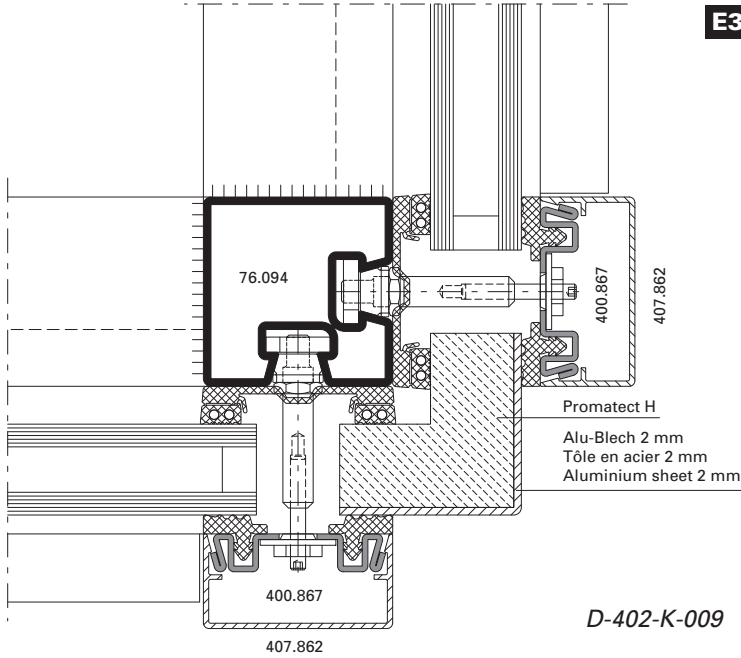


D-402-C-003

Eckausbildung 90°

Formation d'angle 90°

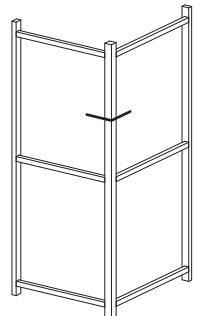
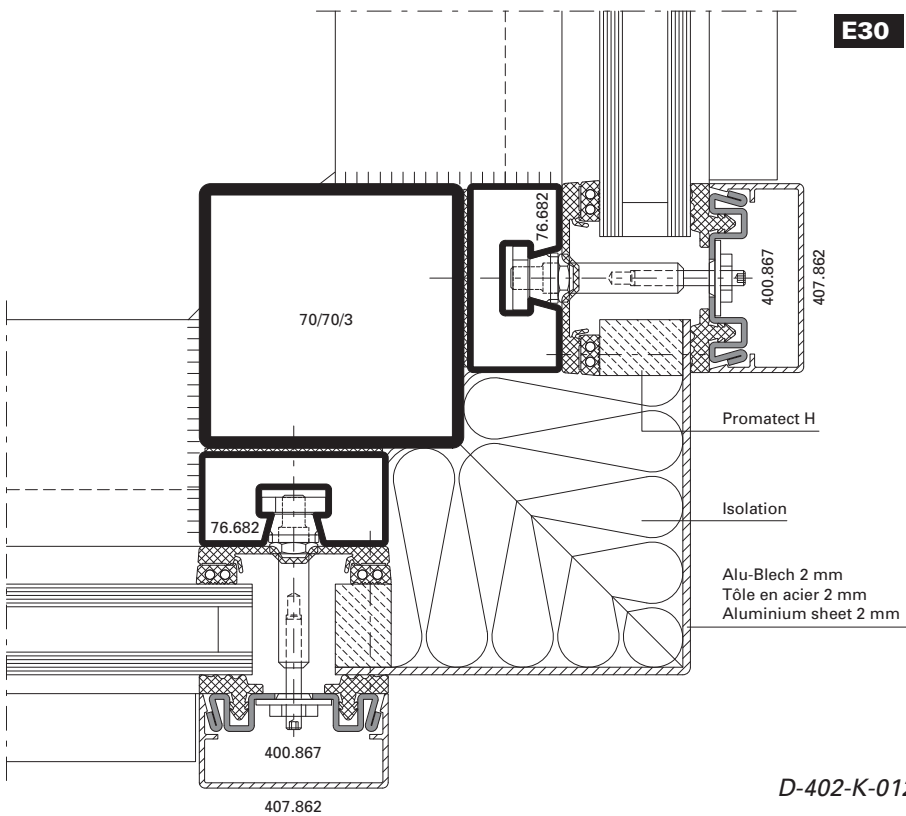
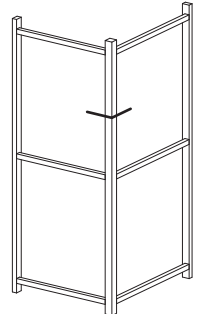
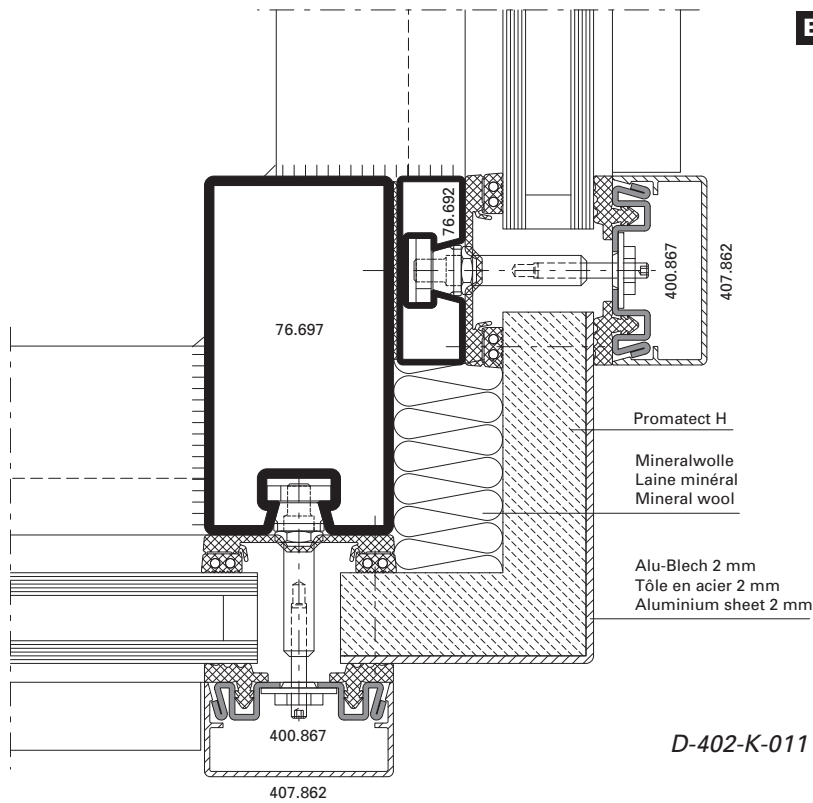
90° corner construction



Eckausbildung 90°

Formation d'angle 90°

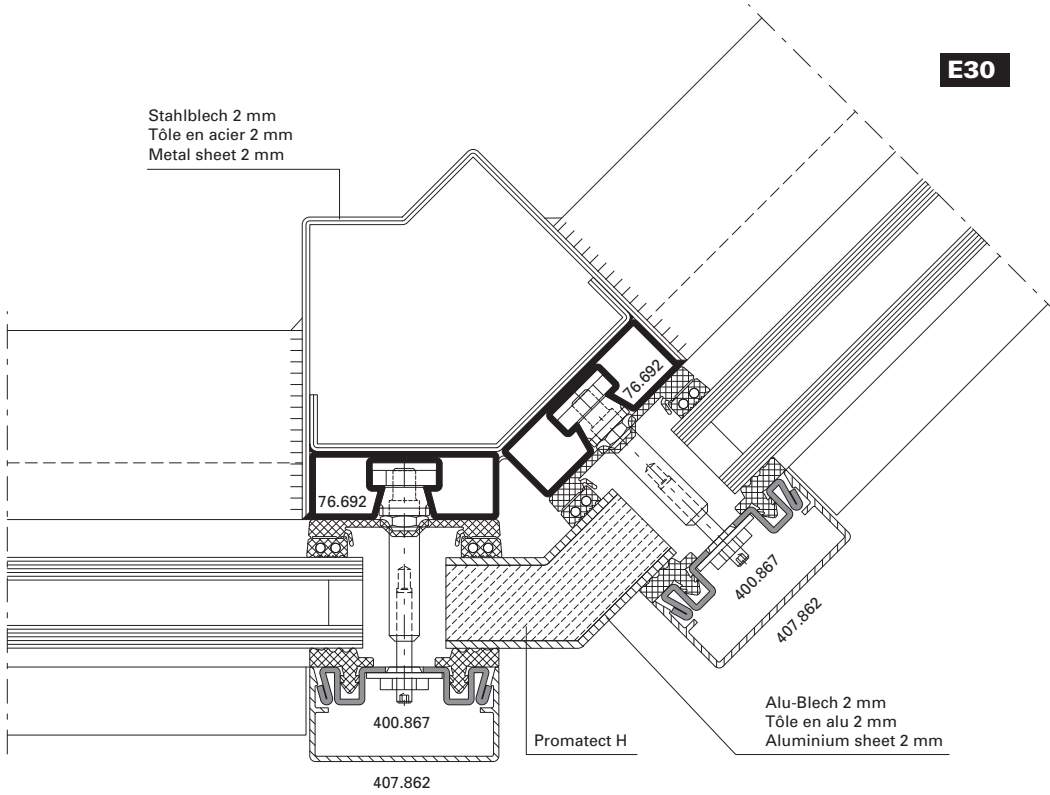
90° corner construction



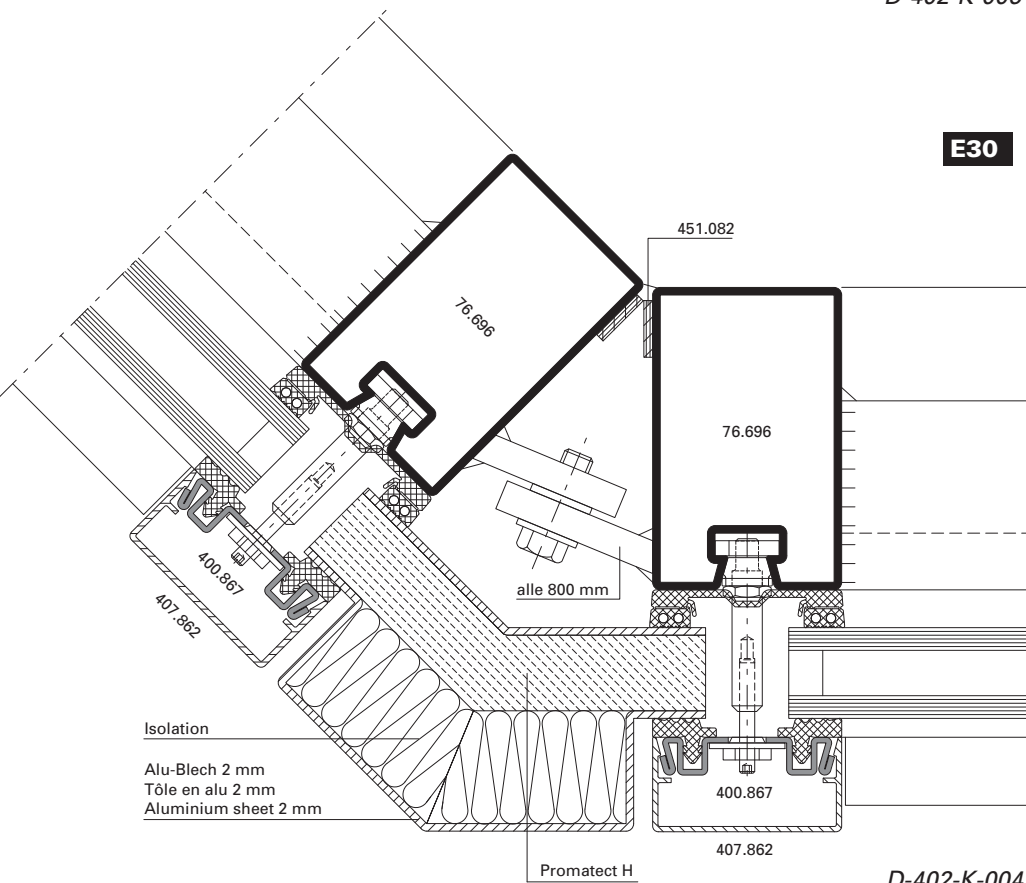
Aussenecke 135°

Angle extérieur 135°

Outer corner 135°



D-402-K-006



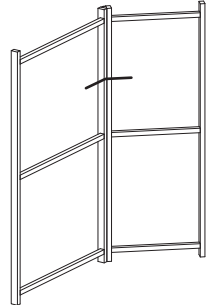
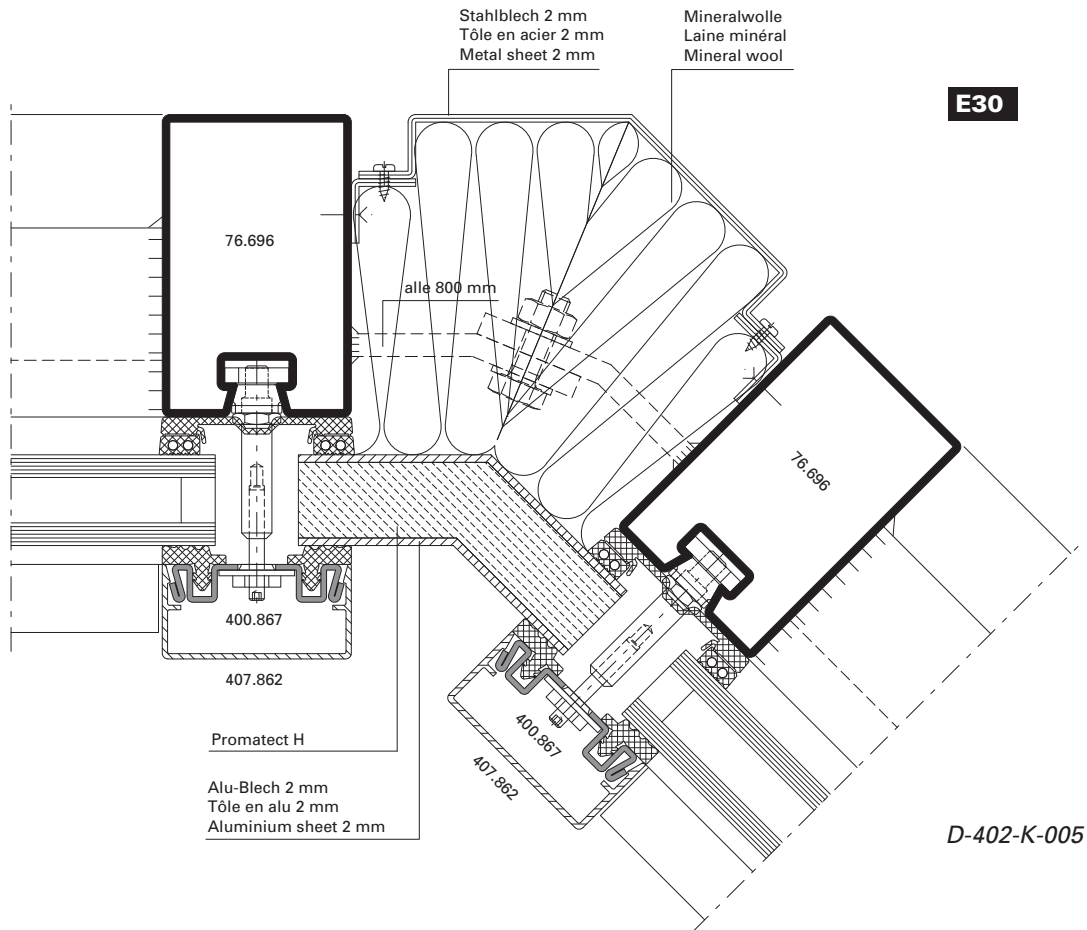
D-402-K-004



Innenecke 135°

Angle intérieur 135°

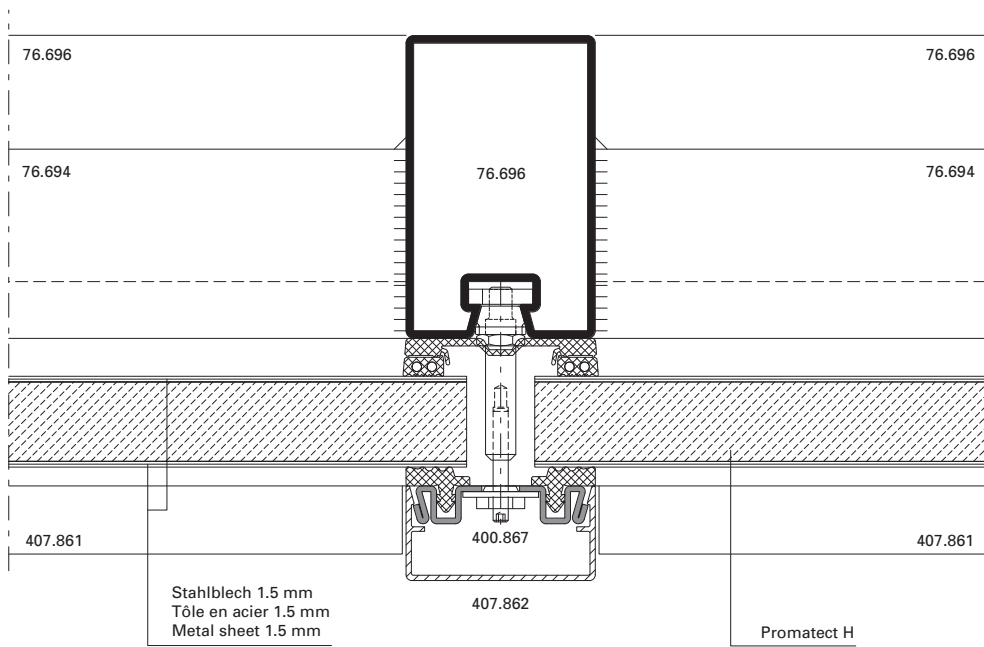
Inner corner 135°



Panel-Ausbildungen

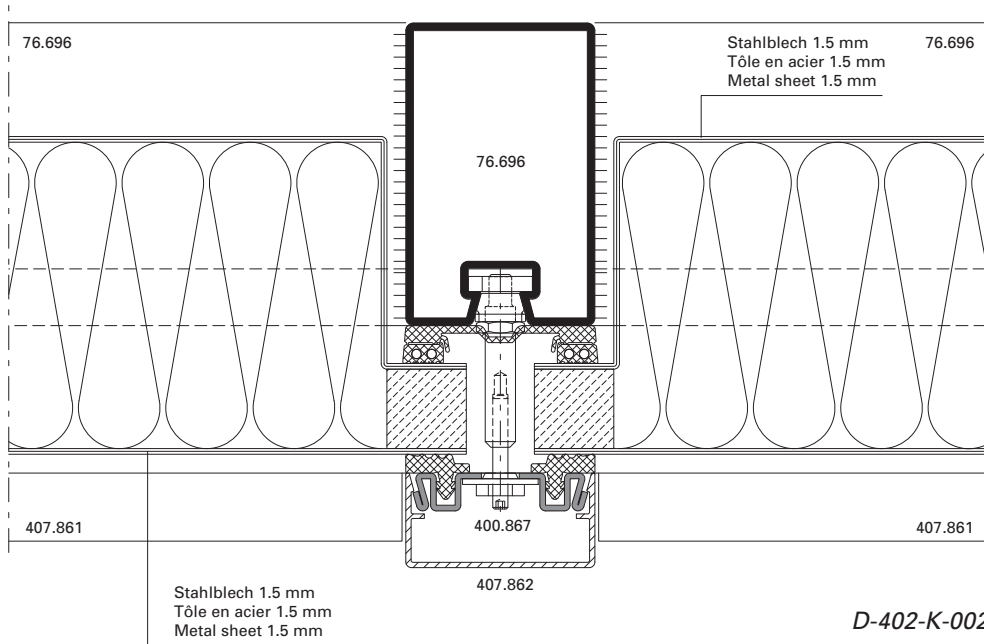
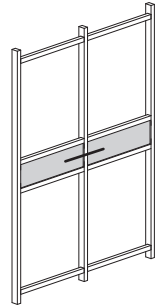
Agencements de panneau

Panel designs



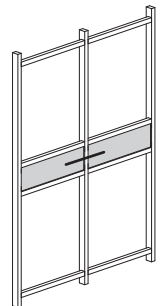
D-402-K-001

**E30**



D-402-K-002

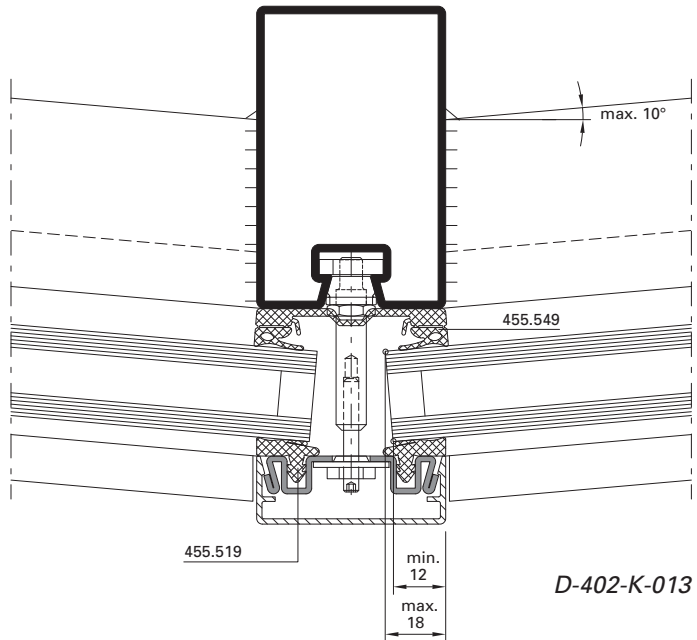
**E30**



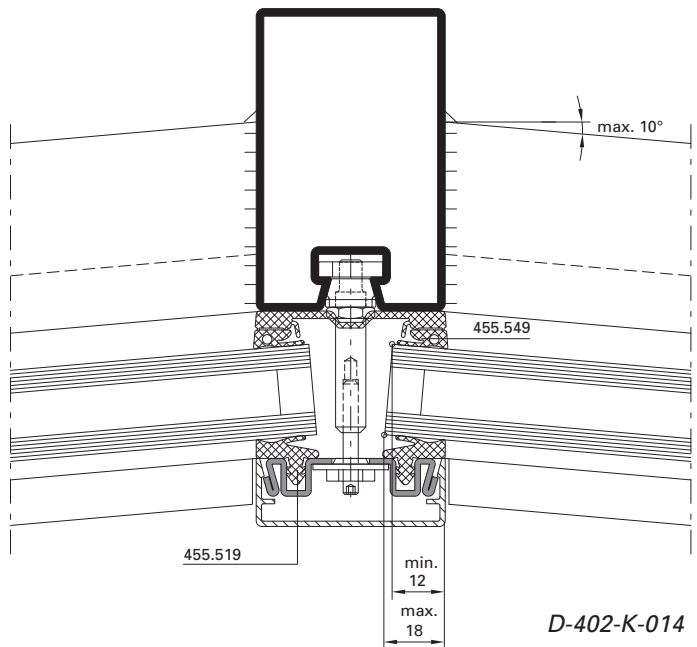
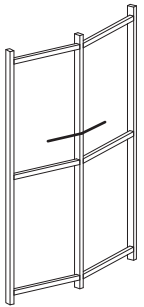
Segment-Pfosten

Montant segment

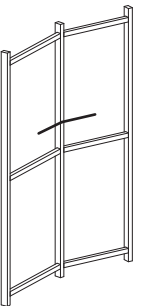
Segmented mullion



E30



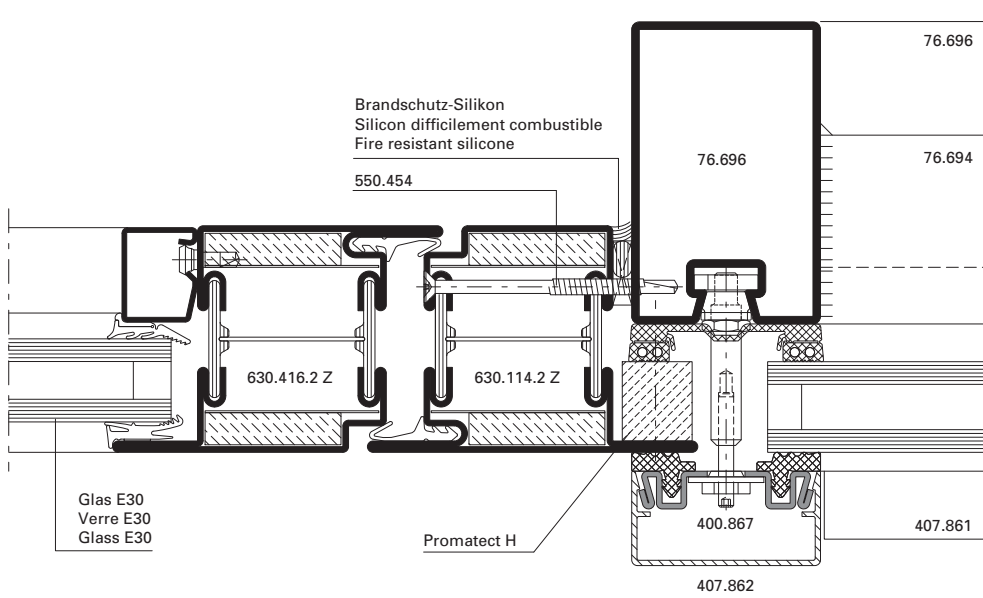
E30



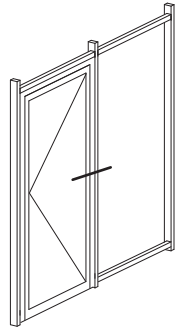
Einsatzelemente Türen

Éléments de remplissage portes

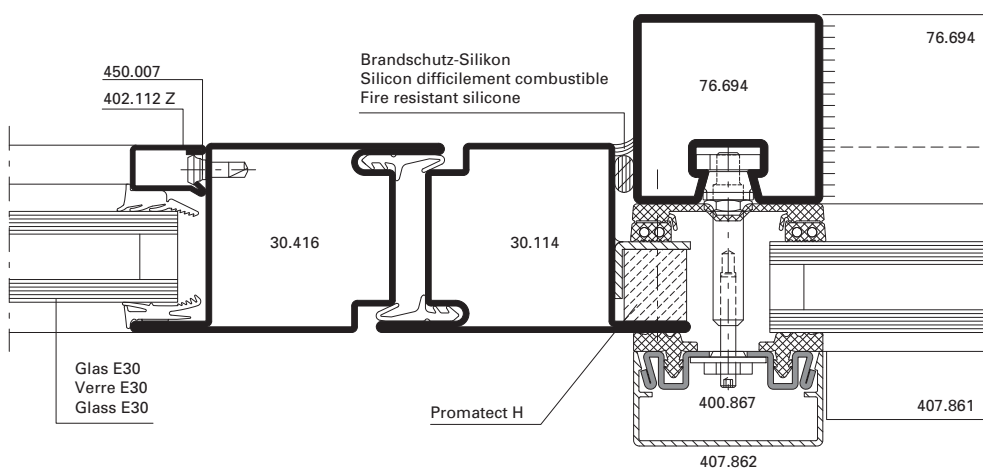
Infill elements doors



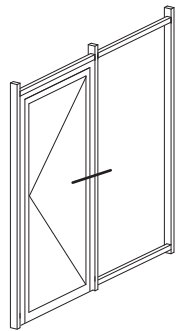
**E30**



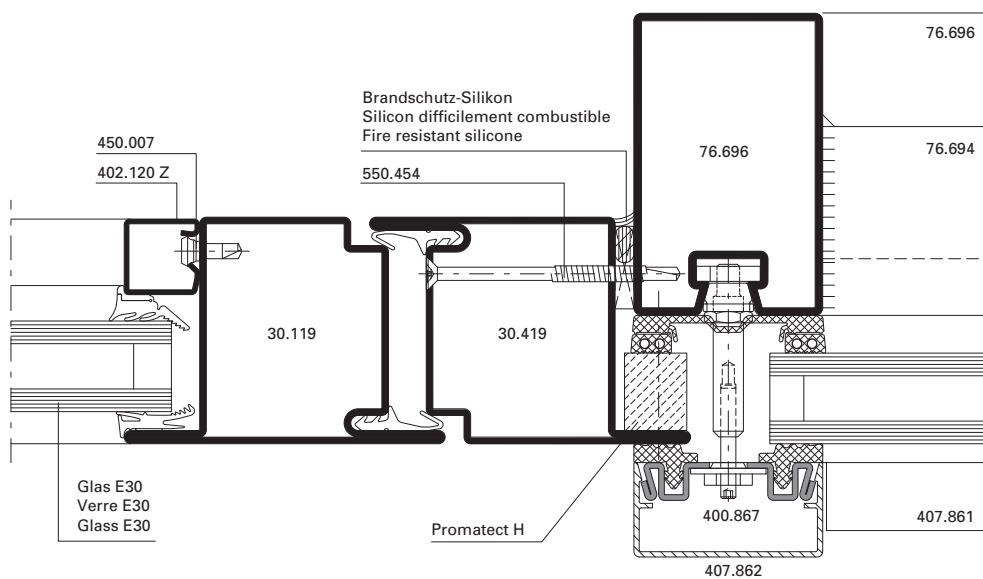
D-402-K-003



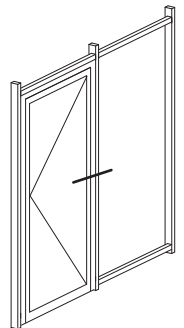
**E30**



D-402-K-008



**E30**

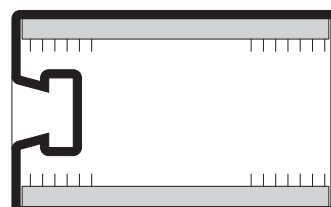
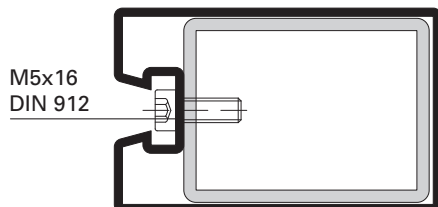
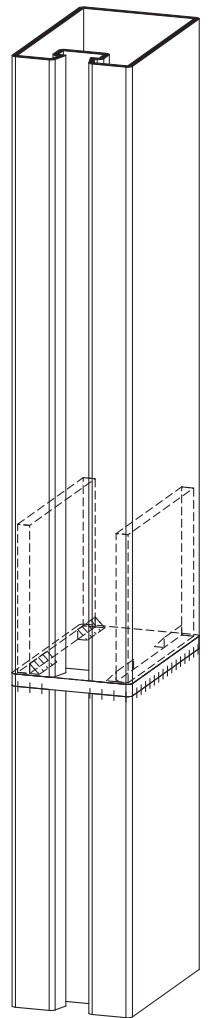
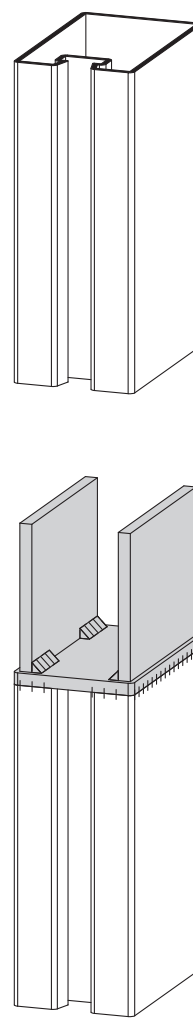
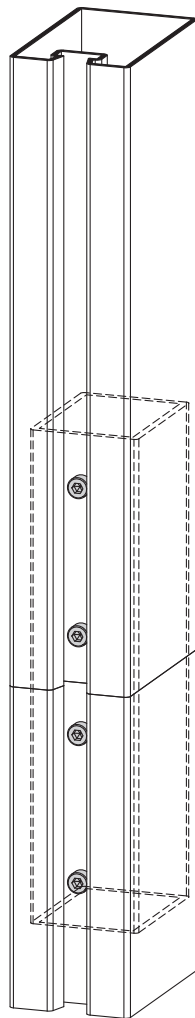
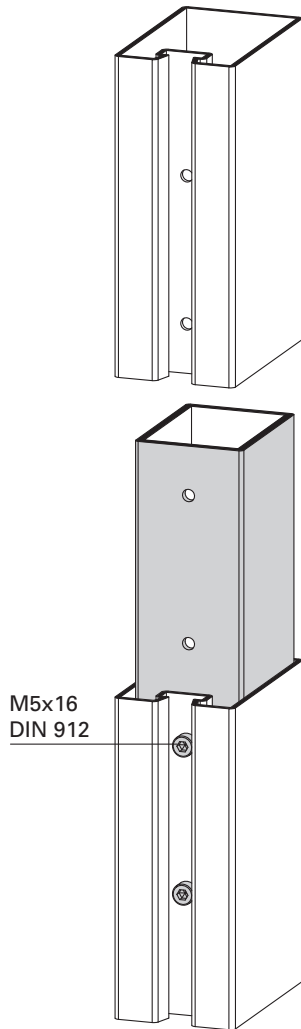


D-402-K-007

Pfostenstoss

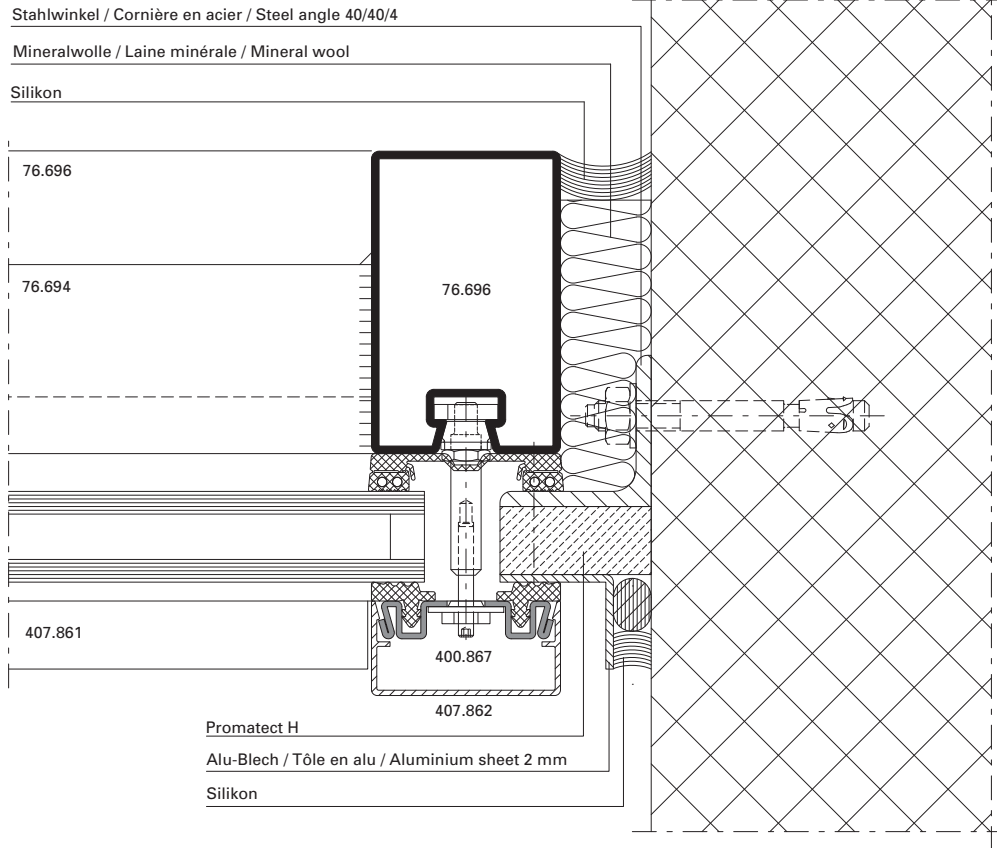
Joint de montant

Mullion joint

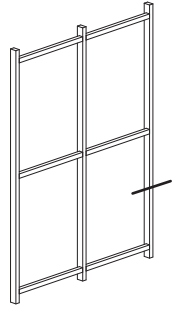


**Anschlüsse am Bau im Massstab 1:2**  
**Raccordement au mur à l'échelle 1:2**  
**Attachment to structure on scale 1:2**

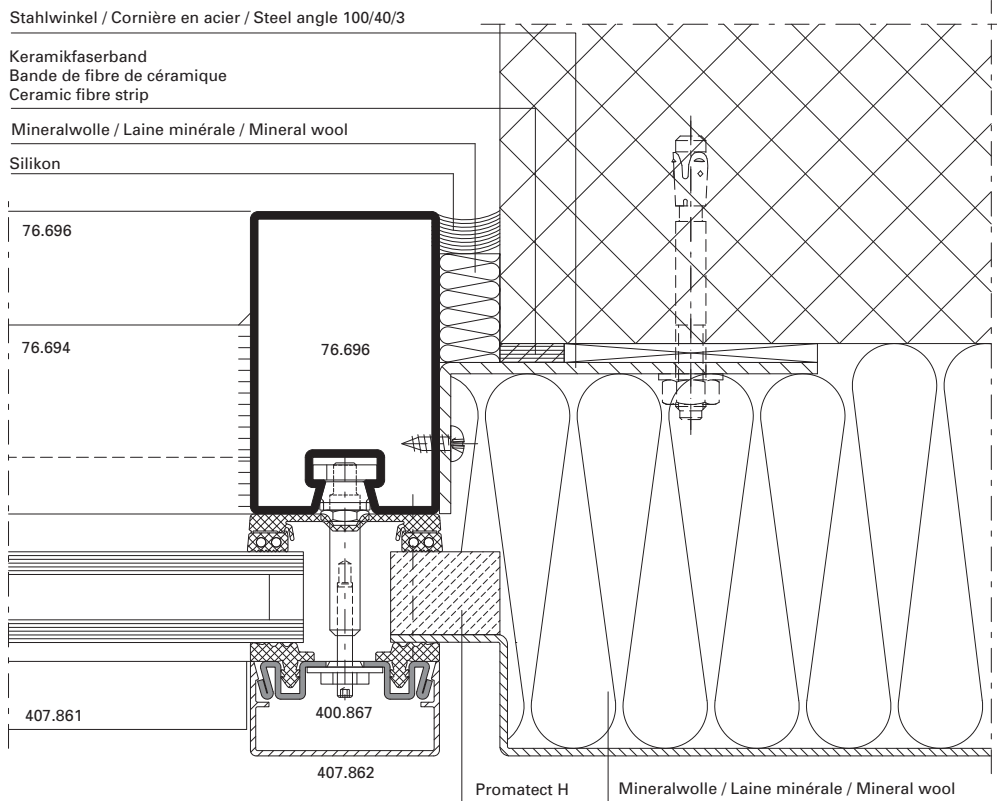
VISS Fire TVS (vertikal)  
 VISS Fire TVS (vertical)  
 VISS Fire TVS (vertical)



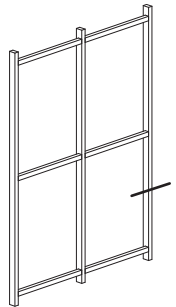
**E30**



D-402-A-001



**E30**



D-402-A-002

**Anschlüsse am Bau im Masstab 1:2**  
**Raccordement au mur à l'échelle 1:2**  
**Attachment to structure on scale 1:2**

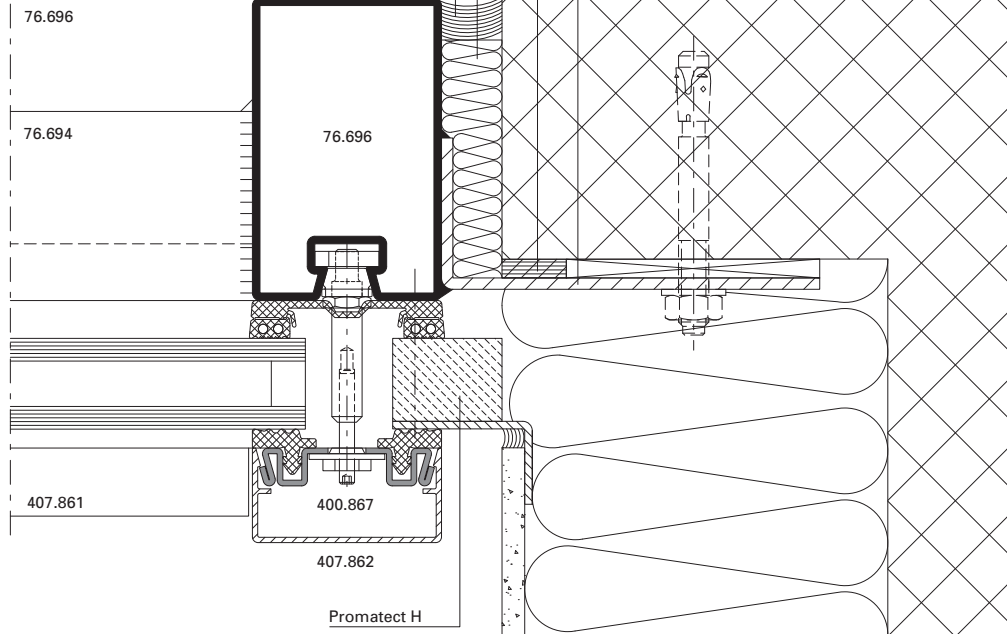
VISS Fire TVS (vertikal)  
 VISS Fire TVS (vertical)  
 VISS Fire TVS (vertical)

Stahlwinkel / Cornière en acier / Steel angle 100/40/3

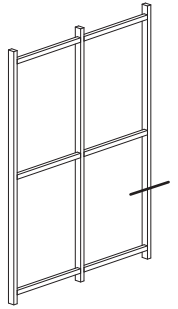
Keramikfaserband  
 Bande de fibre de céramique  
 Ceramic fibre strip

Mineralwolle / Laine minérale / Mineral wool

Silikon



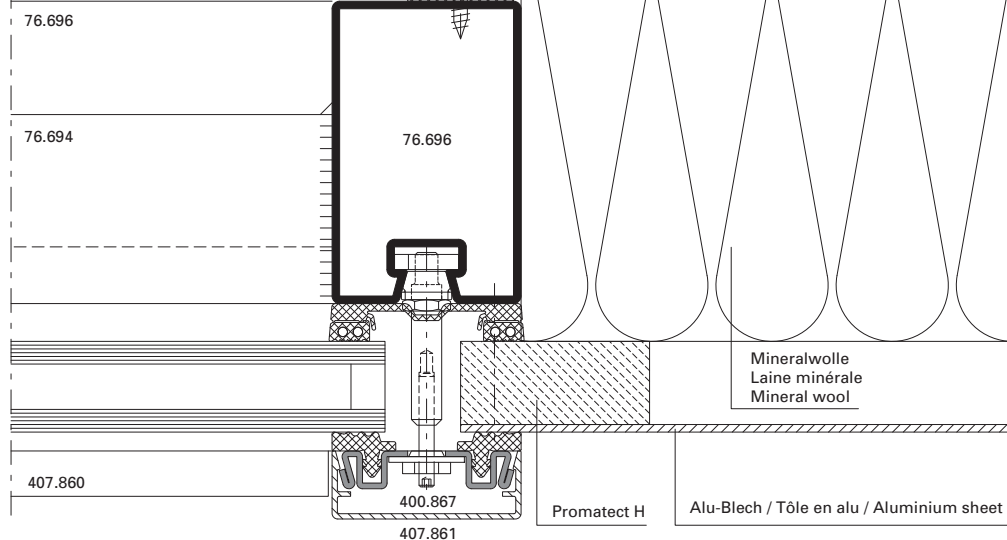
**E30**



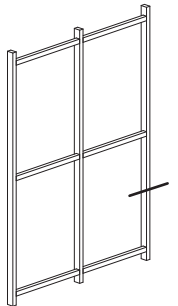
D-402-A-003

Stahlwinkel > 2 mm  
 Cornière en acier > 2 mm  
 Steel angle > 2 mm

Keramikfaserband  
 Bande de fibre de céramique  
 Ceramic fibre strip



**E30**



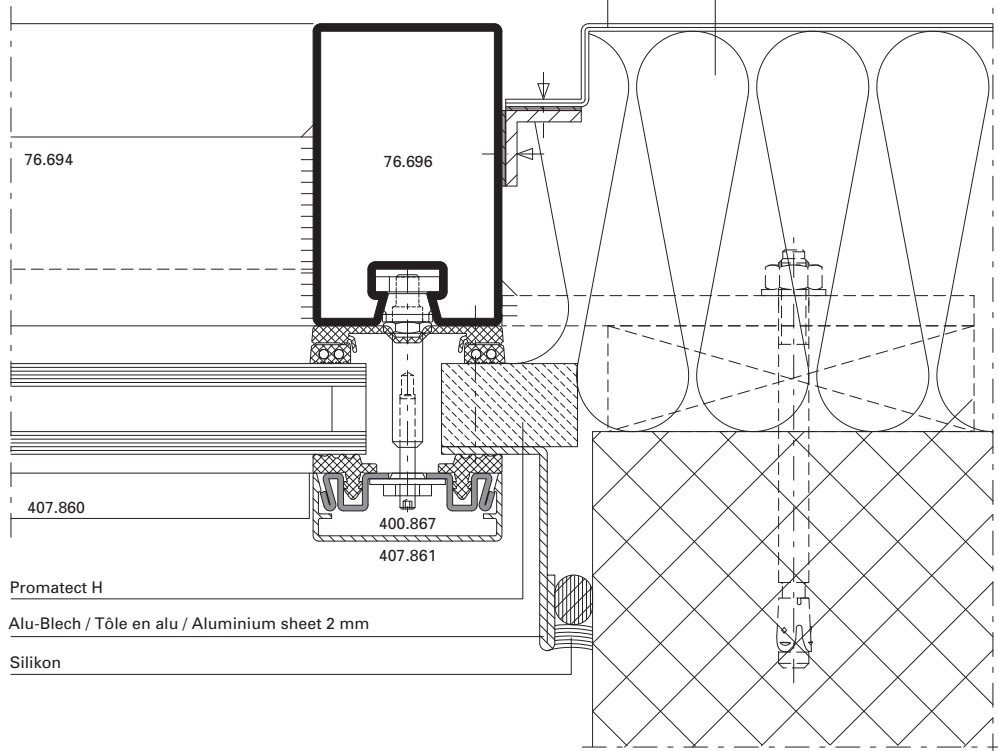
D-402-A-004

**Anschlüsse am Bau im Massstab 1:2**  
**Raccordement au mur à l'échelle 1:2**  
**Attachment to structure on scale 1:2**

VISS Fire TVS (vertikal)  
 VISS Fire TVS (vertical)  
 VISS Fire TVS (vertical)

Mineralwolle / Laine minérale / Mineral wool

Stahl-Blech / Tôle en acier / Steel sheet 2 mm

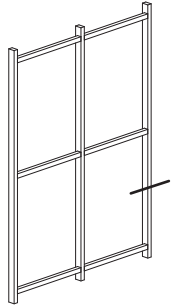


Promatect H

Alu-Blech / Tôle en alu / Aluminium sheet 2 mm

Silikon

**E30**



D-402-A-005

Mineralwolle / Laine minérale / Mineral wool

Stahlwinkel / Cornière en acier / Steel angle 60/60/3

Silikon

76.696

76.694

407.860

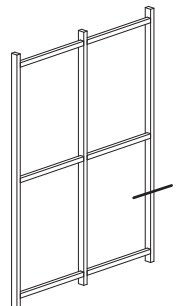
400.867

407.861



Alu-Blech 2 mm  
 Tôle en alu 2 mm  
 Aluminium sheet 2 mm  
 Promatect H

**E30**

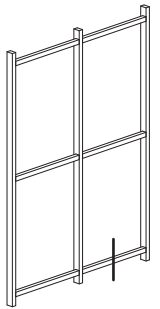
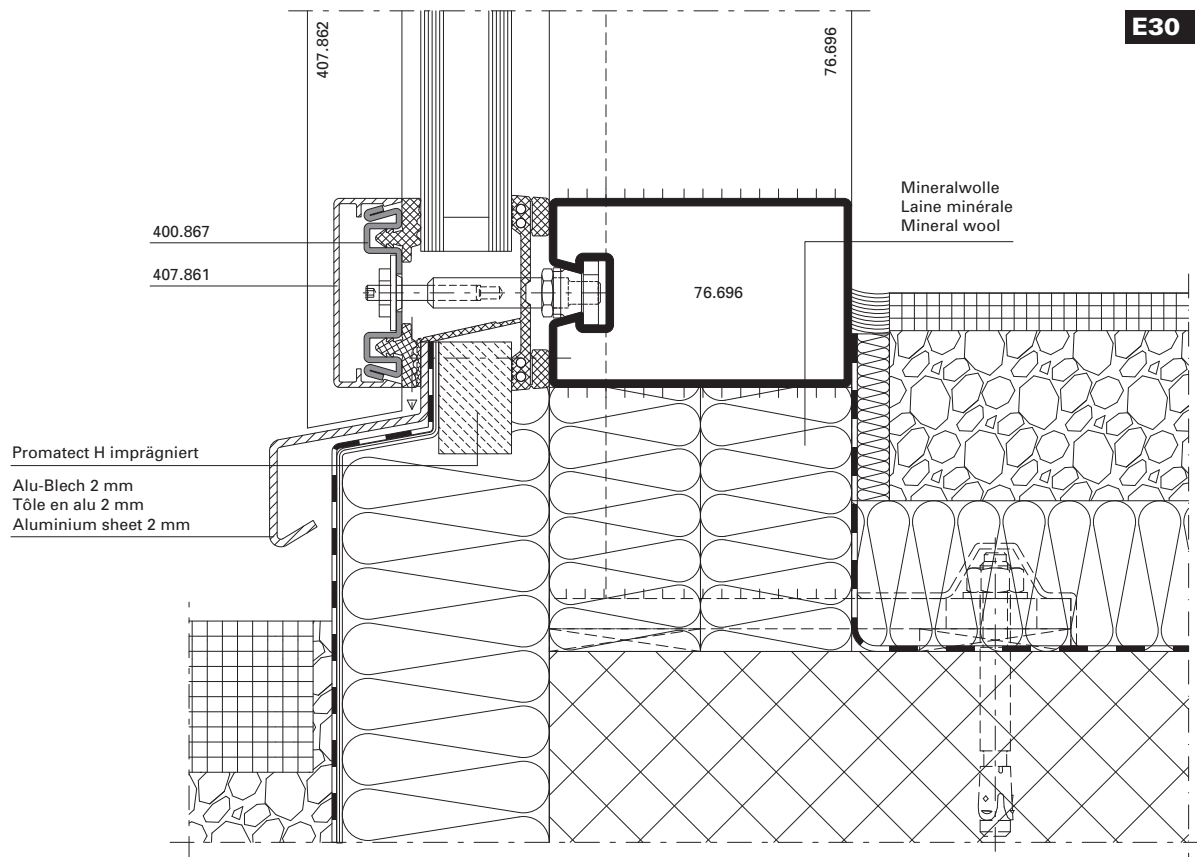


D-402-A-006

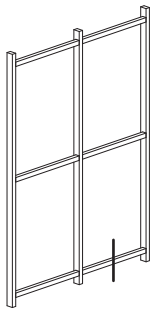
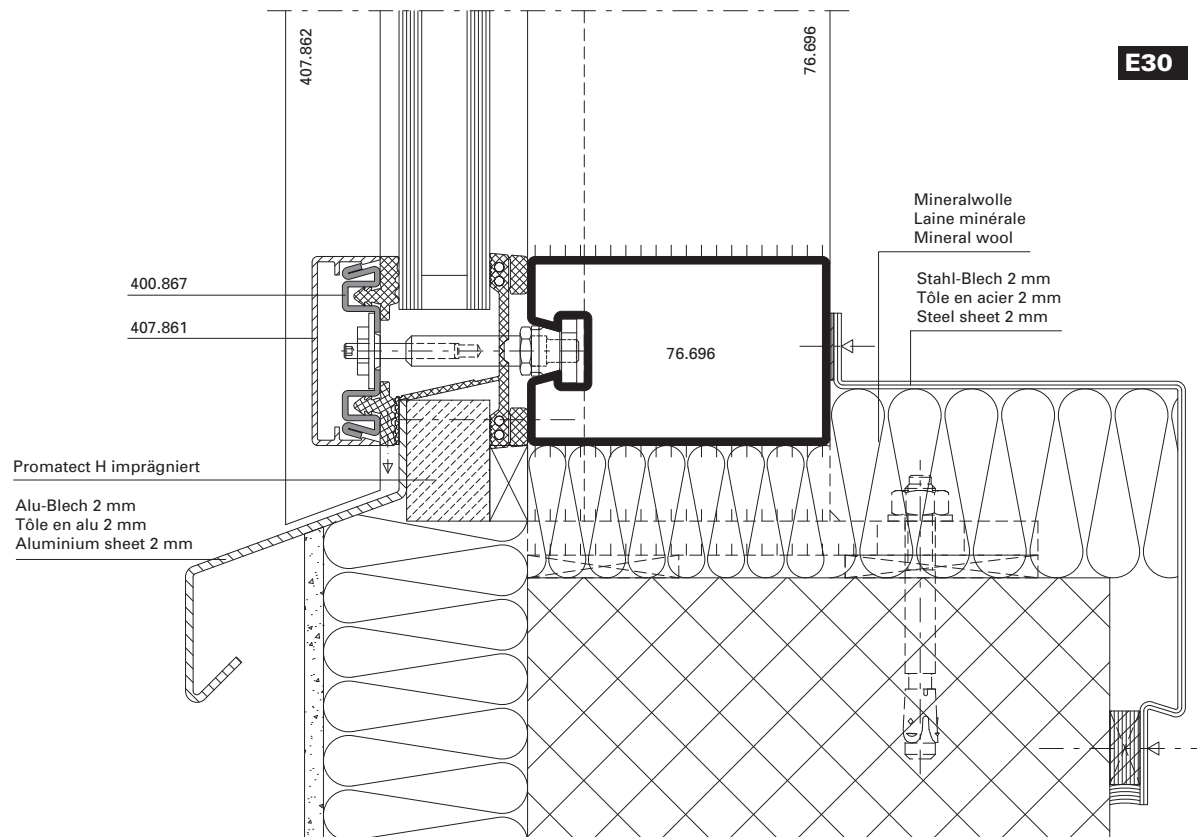


Anschlüsse am Bau im Masstab 1:2  
 Raccordement au mur à l'échelle 1:2  
 Attachment to structure on scale 1:2

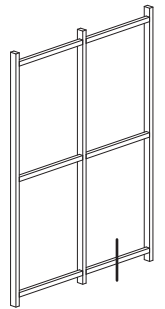
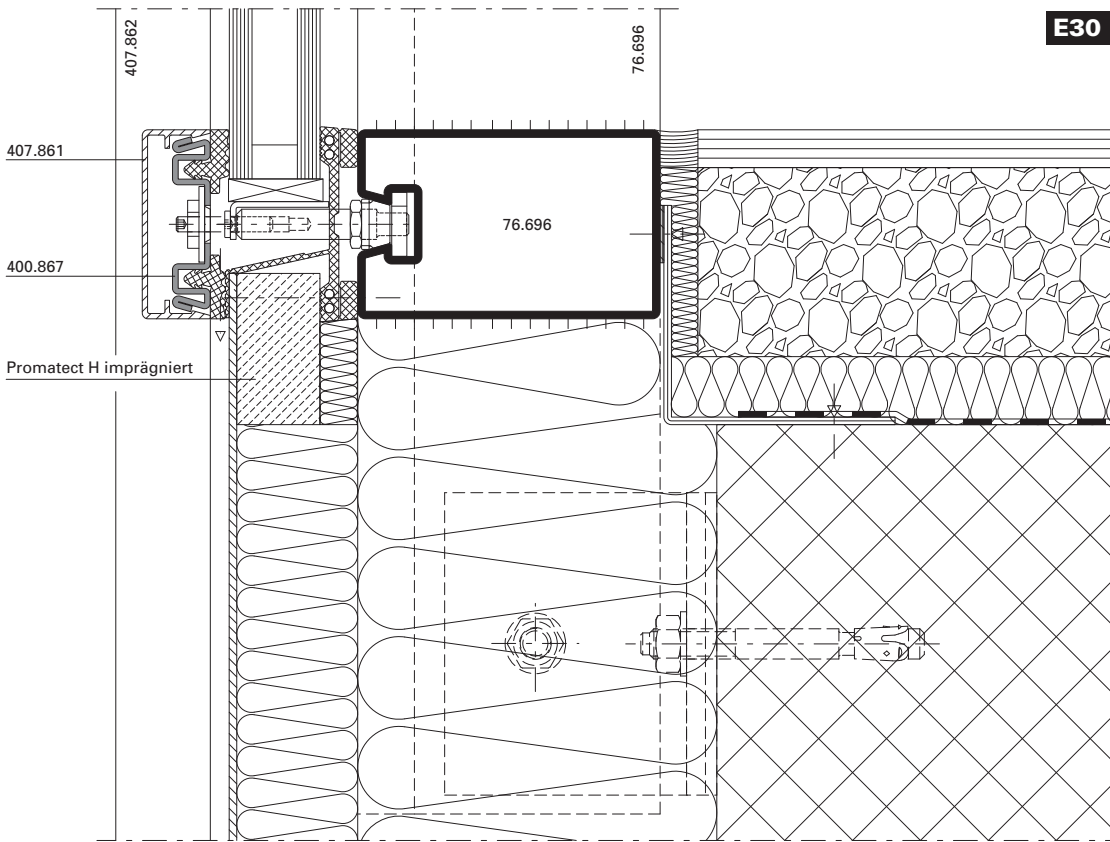
VISS Fire TVS (vertikal)  
 VISS Fire TVS (vertical)  
 VISS Fire TVS (vertical)



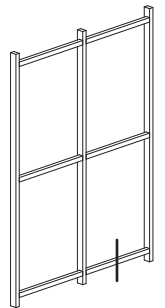
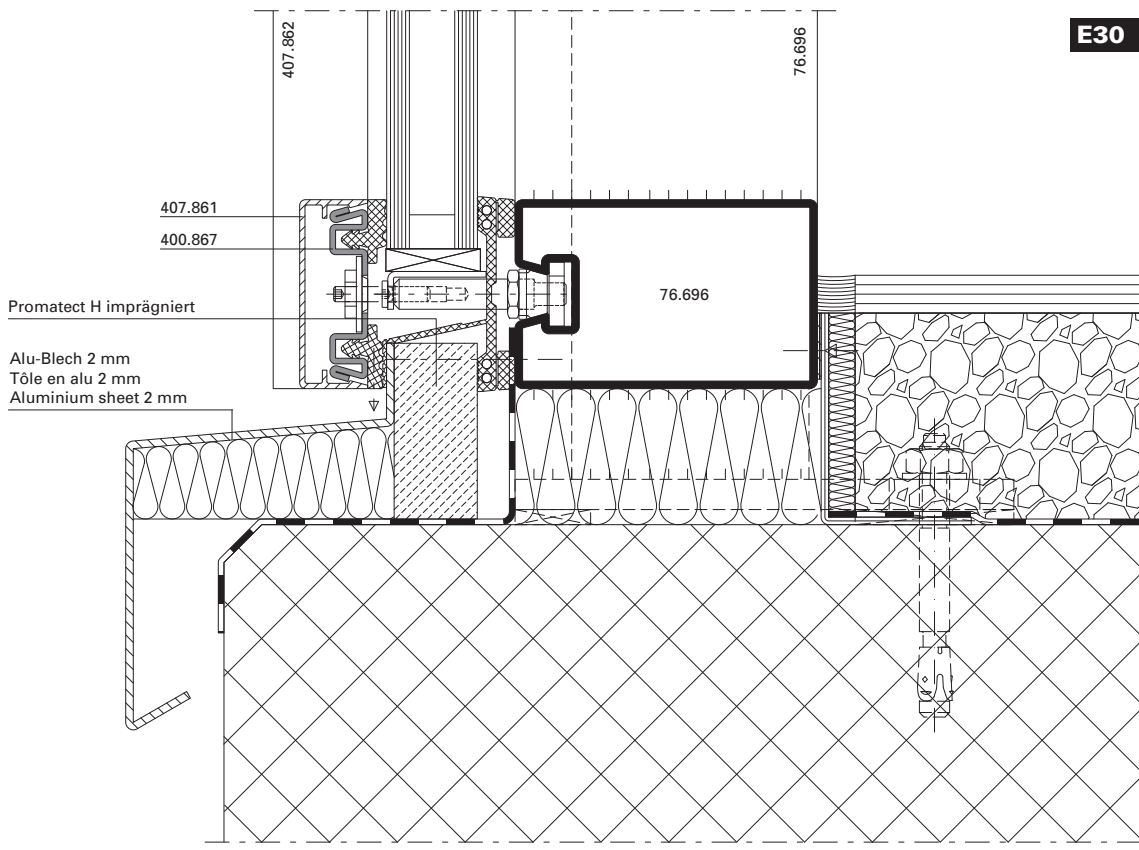
D-402-A-007



D-402-A-008



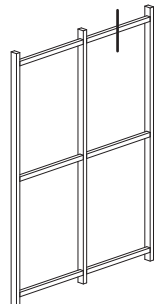
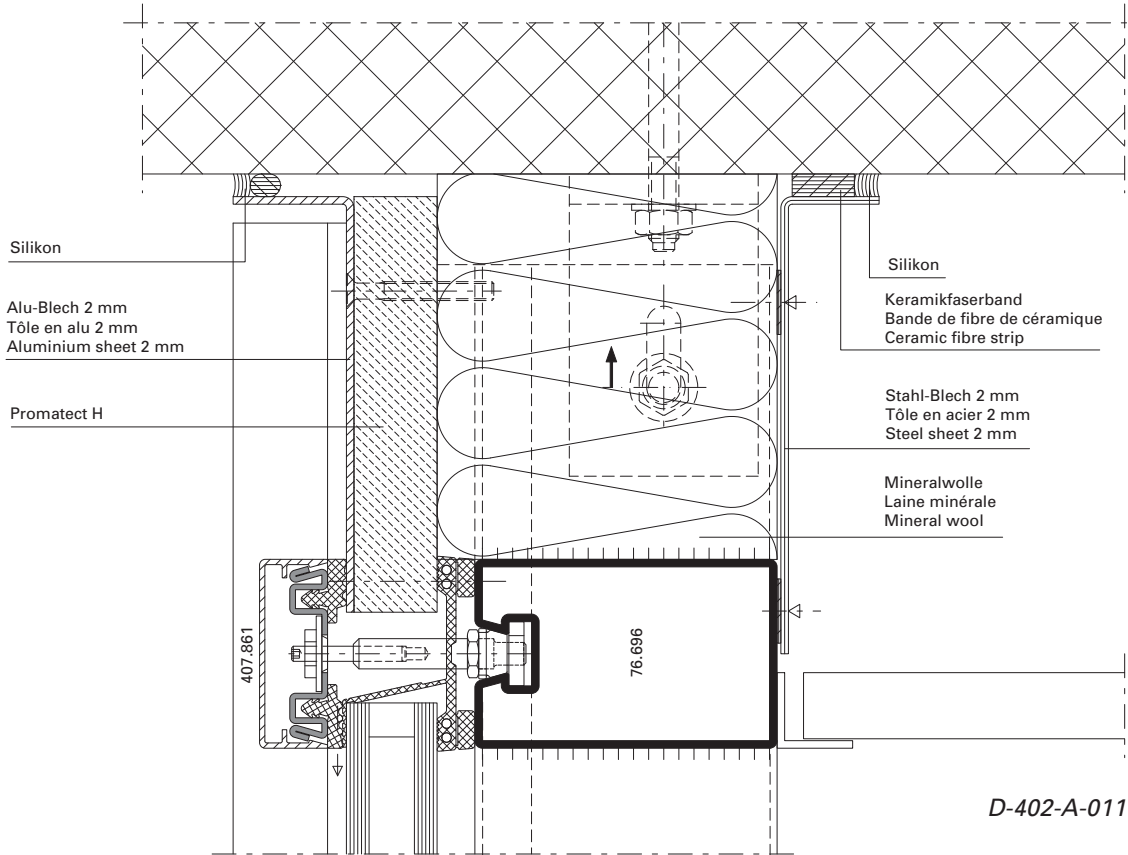
D-402-A-009



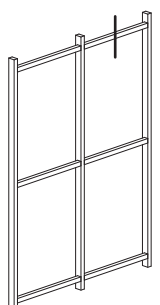
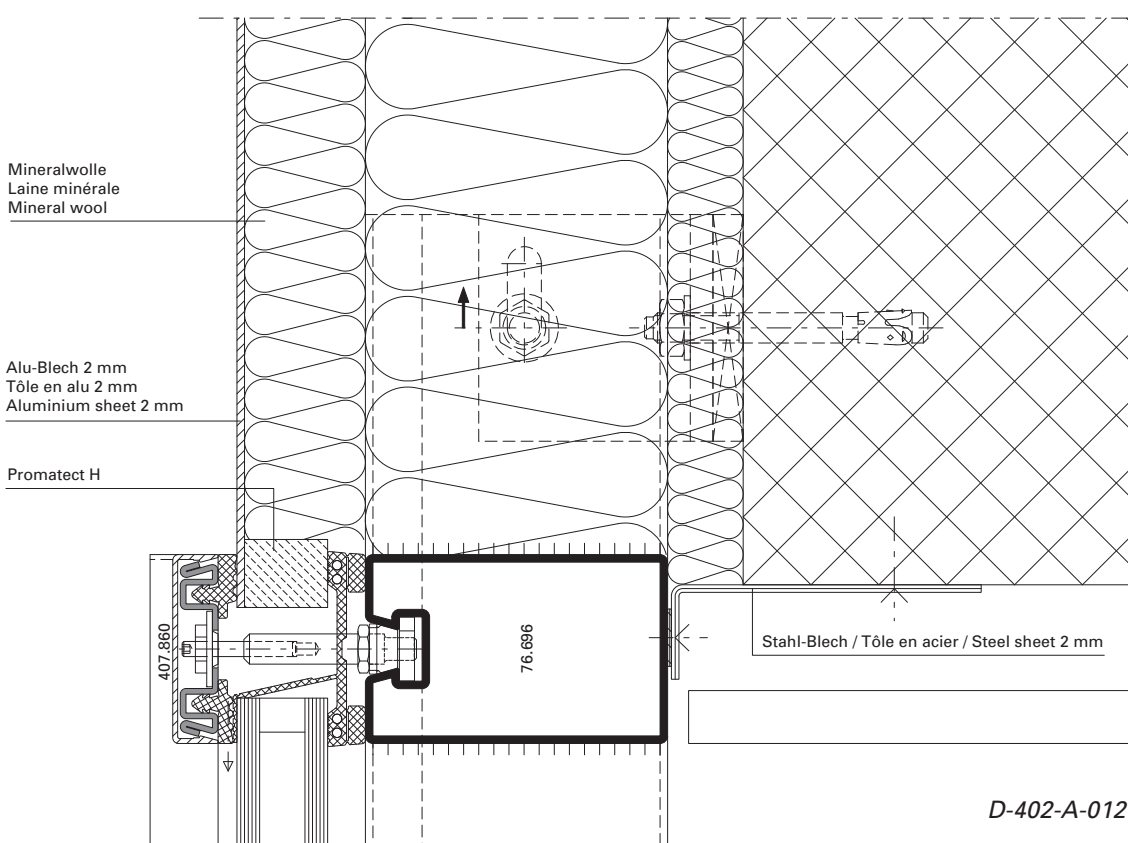
D-402-A-010

Anschlüsse am Bau im Masstab 1:2  
 Raccordement au mur à l'échelle 1:2  
 Attachment to structure on scale 1:2

VISS Fire TVS (vertikal)  
 VISS Fire TVS (vertical)  
 VISS Fire TVS (vertical)



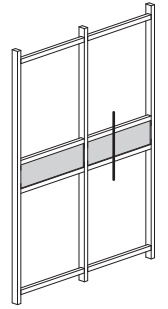
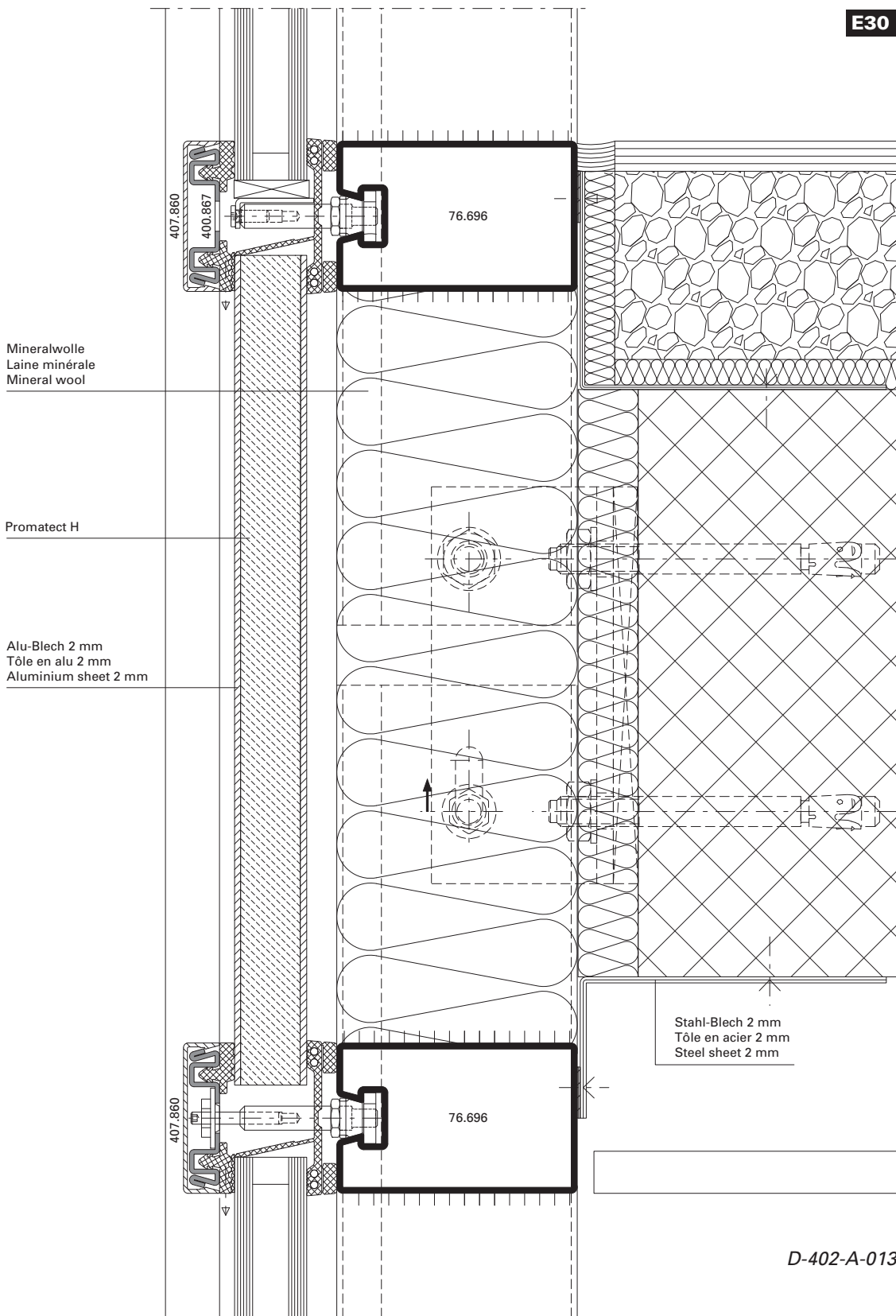
**E30**



**E30**

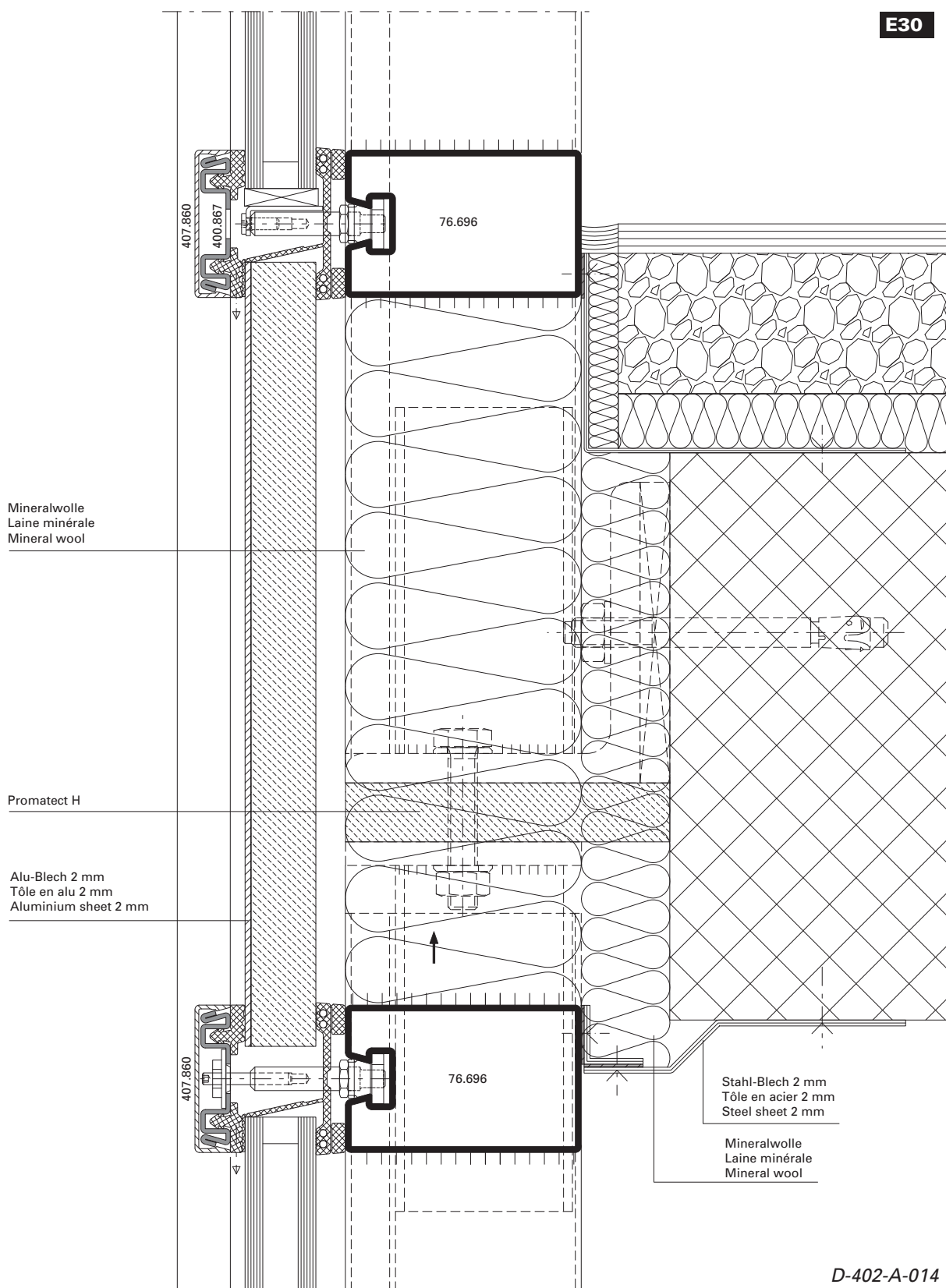
Anschlüsse am Bau im Massstab 1:2  
 Raccordement au mur à l'échelle 1:2  
 Attachment to structure on scale 1:2

VISS Fire TVS (vertikal)  
 VISS Fire TVS (vertical)  
 VISS Fire TVS (vertical)



Anschlüsse am Bau im Masstab 1:2  
 Raccordement au mur à l'échelle 1:2  
 Attachment to structure on scale 1:2

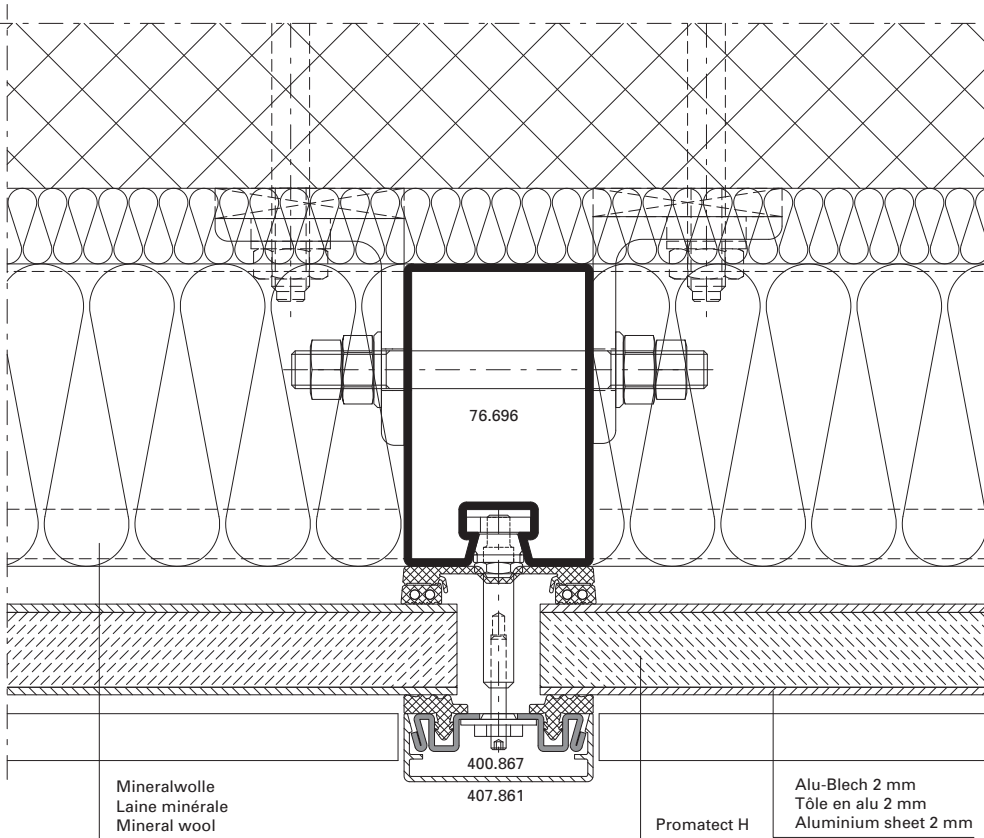
VISS Fire TVS (vertikal)  
 VISS Fire TVS (vertical)  
 VISS Fire TVS (vertical)



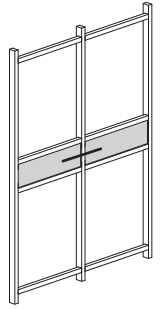
D-402-A-014

Anschlüsse am Bau im Massstab 1:2  
 Raccordement au mur à l'échelle 1:2  
 Attachment to structure on scale 1:2

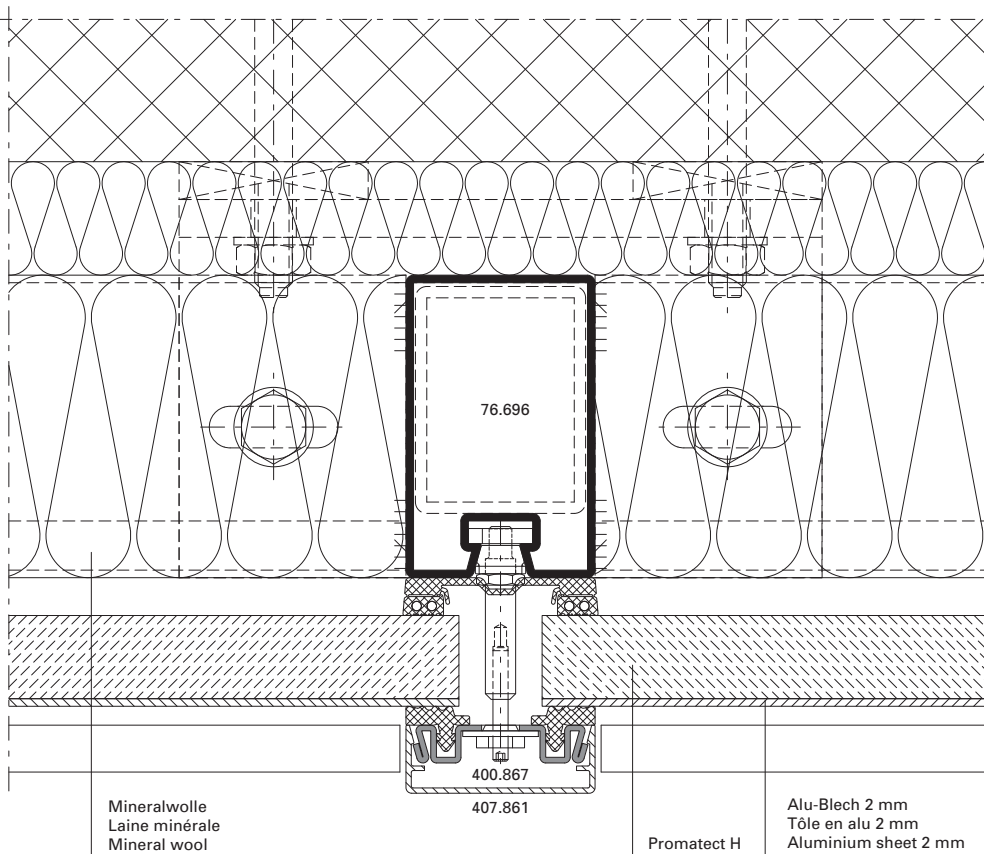
VISS Fire TVS (vertikal)  
 VISS Fire TVS (vertical)  
 VISS Fire TVS (vertical)



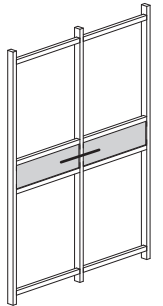
**E30**



D-402-A-015



**E30**



D-402-A-016

Anschlüsse am Bau im Masstab 1:2

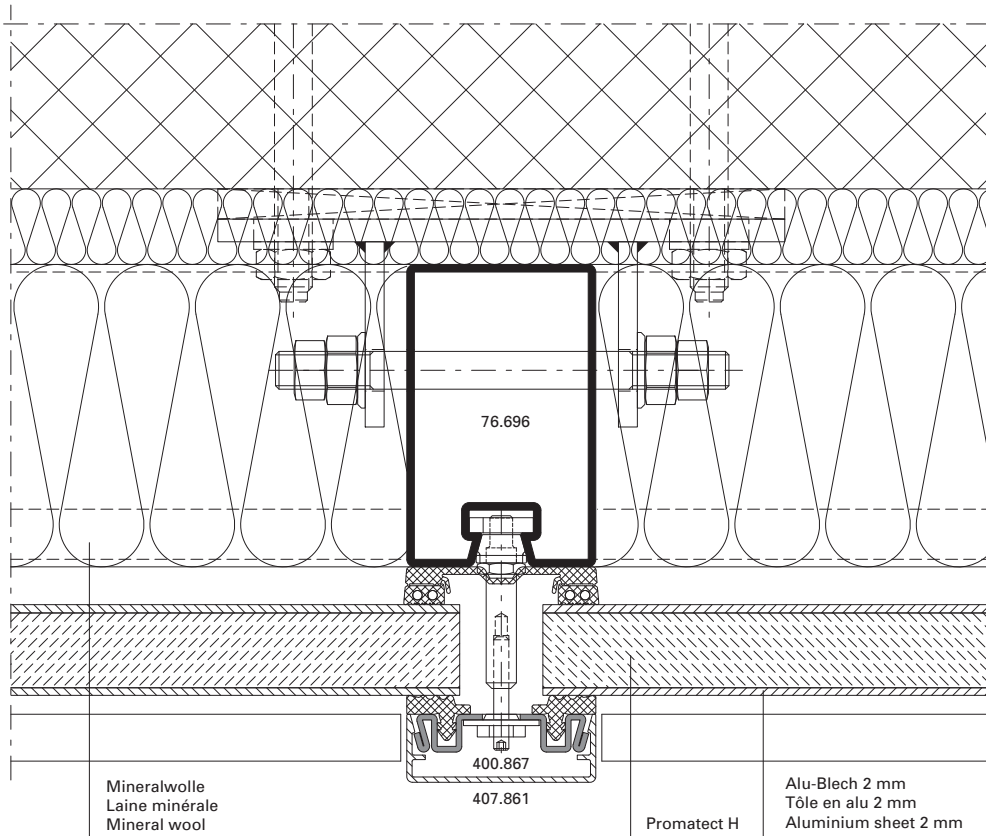
Raccordement au mur à l'échelle 1:2

Attachment to structure on scale 1:2

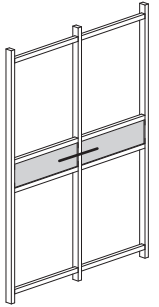
VISS Fire TVS (vertikal)

VISS Fire TVS (vertical)

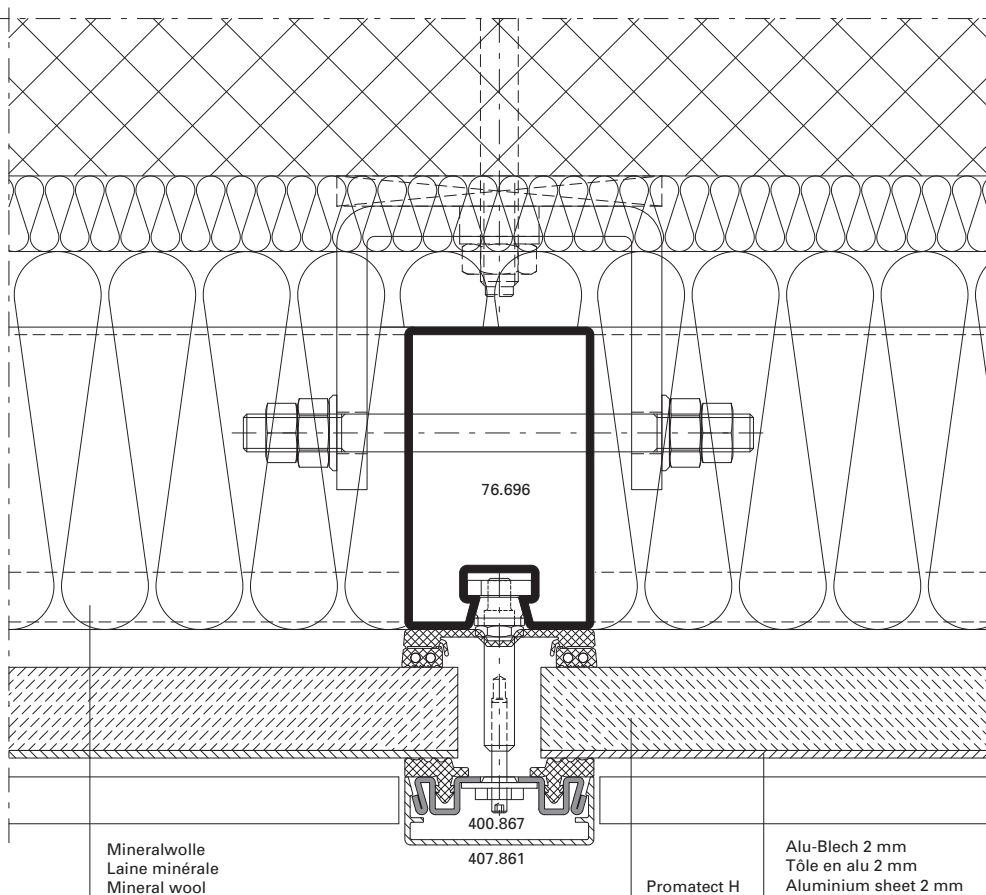
VISS Fire TVS (vertical)



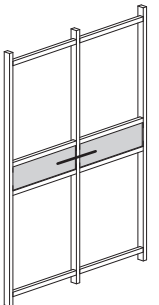
E30



D-402-A-017



E30

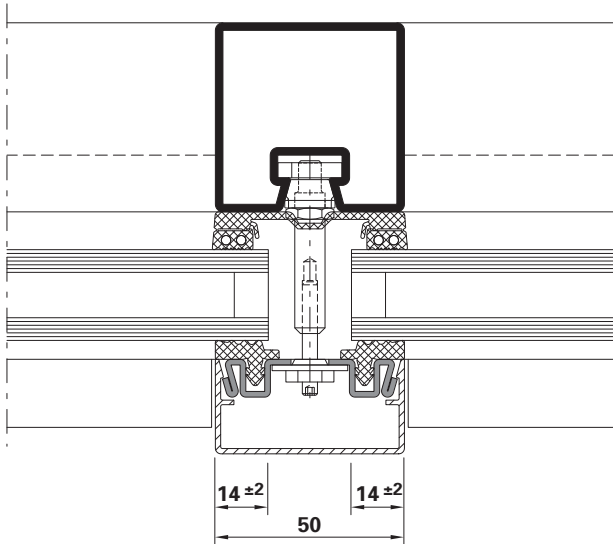


D-402-A-018

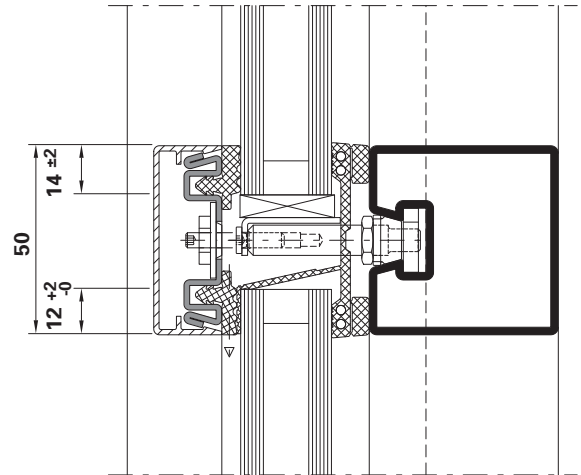
Glaseinstand

Prise en feuillure

Glass edge cover



E30



Die landesspezifischen Brandschutz-Zulassungen bzw. deren Bestimmungen und Vorschriften sind zu beachten.

Les certificats de protection incendie spécifiques au pays, leurs dispositions et leurs prescriptions doivent être respectés.

Fire-protection approvals or applicable national regulations and determinations must be observed.





**VISS Fire TVS (vertikal)  
Brandschutzverglasung  
Klasse EI**

**Hinweis:**

Bei der Auswahl von Schnittpunkten, Konstruktions-Details und Bauanschlüssen sind die landesspezifischen Brandschutz-Zulassungen und Vorschriften zwingend zu beachten!



**VISS Fire TVS (vertical)  
Vitrage coupe feu  
Classe EI**

**Note:**

Les certificats de protection incendie et les prescriptions spécifiques au pays doivent être impérativement respectés lors du choix des coupe de détails, des détails de construction et des raccordements au mur!



**VISS Fire TVS (vertical)  
Fire protection glazing  
Class EI**

**Note:**

When selecting section details, construction details and attachment to structure, the national fire-protection approvals and regulations must be observed (mandatory)!

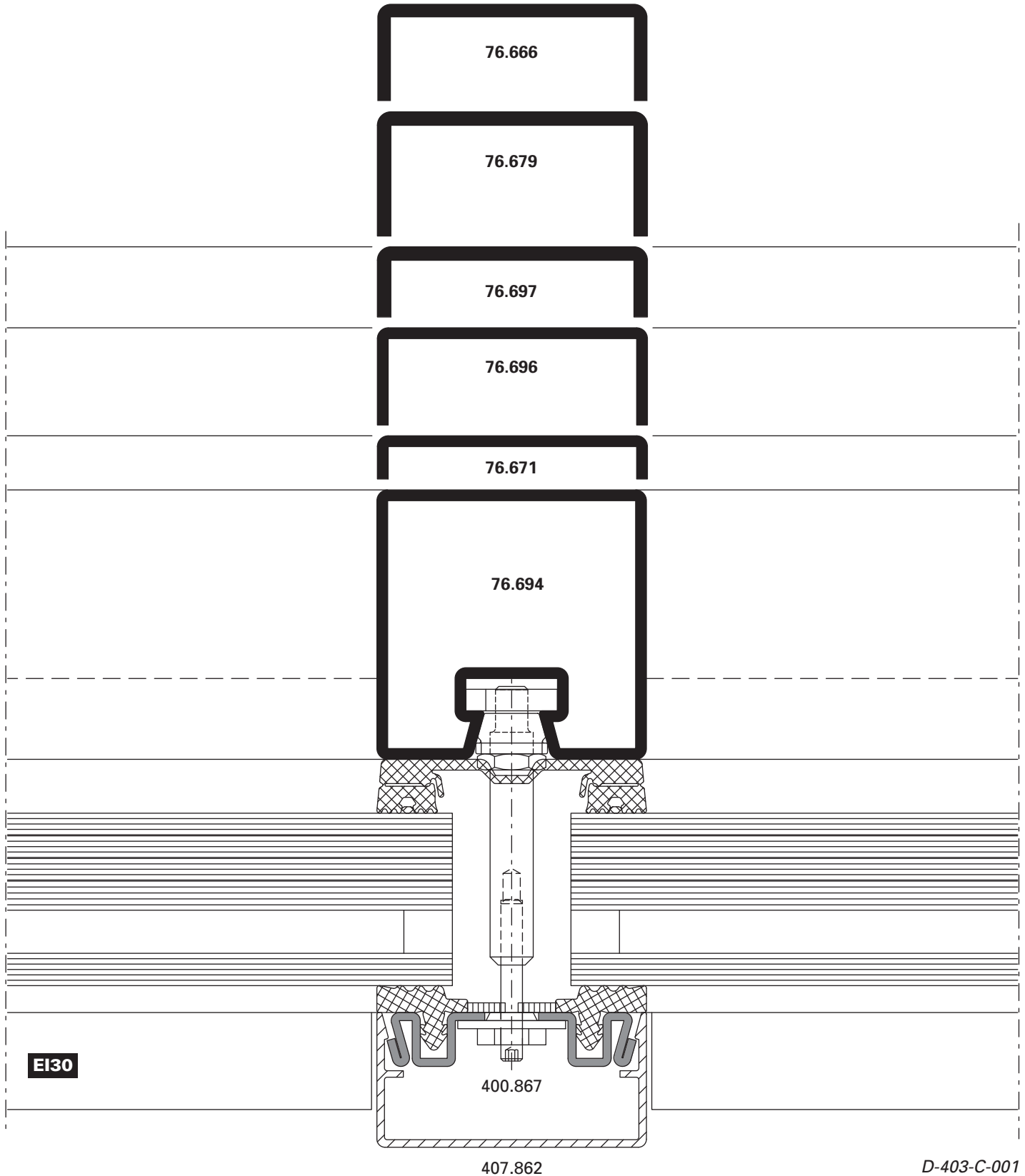
*Messe- und Kongresszentrum MECC Maastricht/NL (Architekt: Henket + Partners Architekten, Esch/NL)*



Pfosten-Detail

Détail du montant

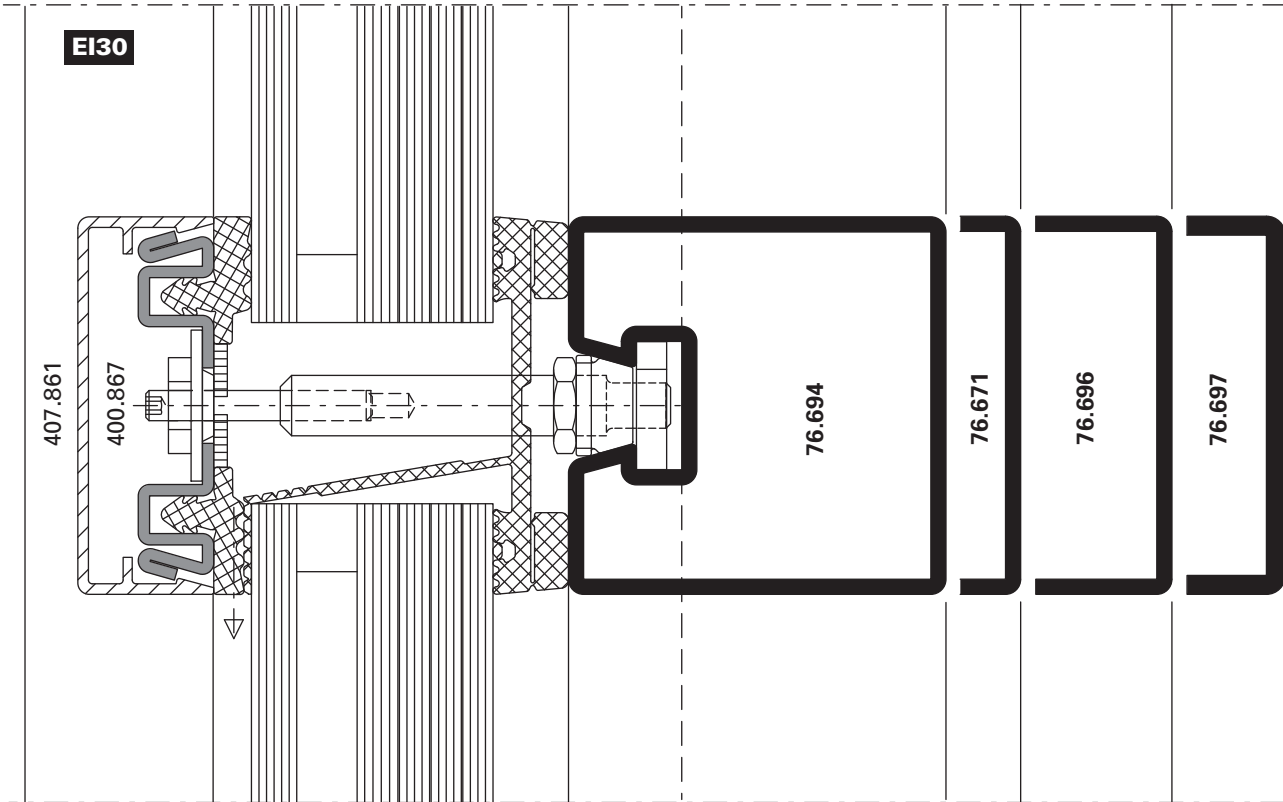
Detail of mullion



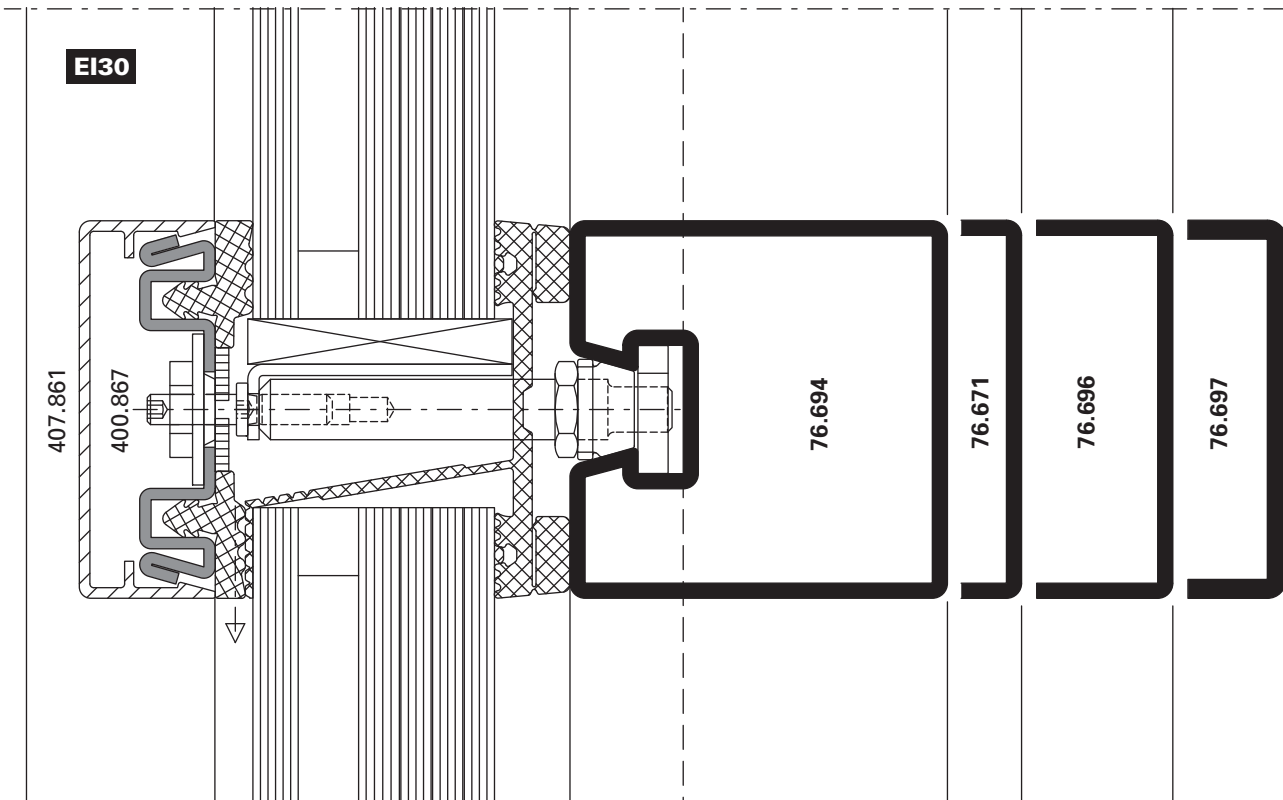
Riegel-Detail

Détail de la traverse

Detail of transom



D-403-C-002



D-403-C-003

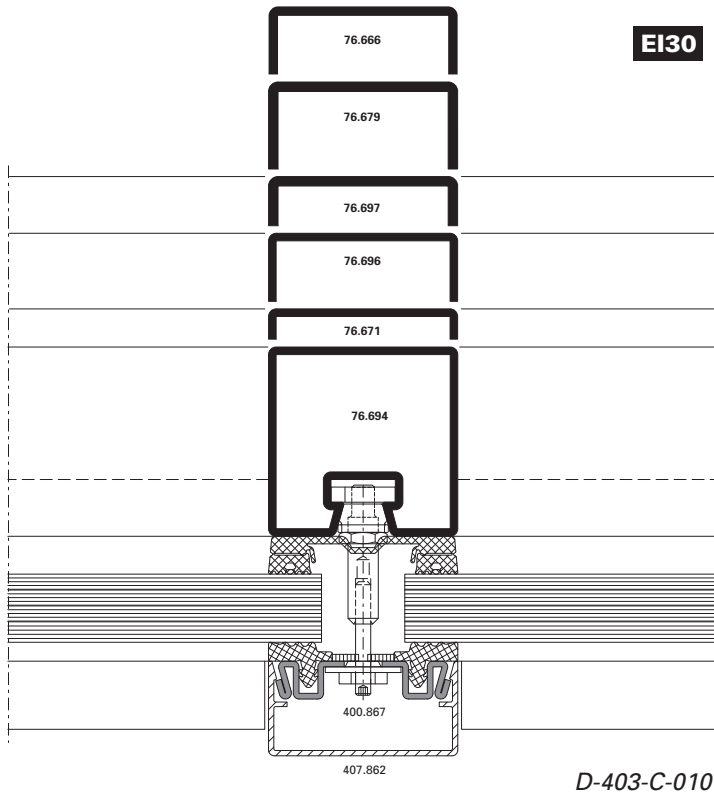
Schnittpunkte im Massstab 1:2  
 Coupe de détails à l'échelle 1:2  
 Section details on scale 1:2

VISS Fire TVS (vertikal)  
 VISS Fire TVS (vertical)  
 VISS Fire TVS (vertical)

Pfosten-Detail

Détail du montant

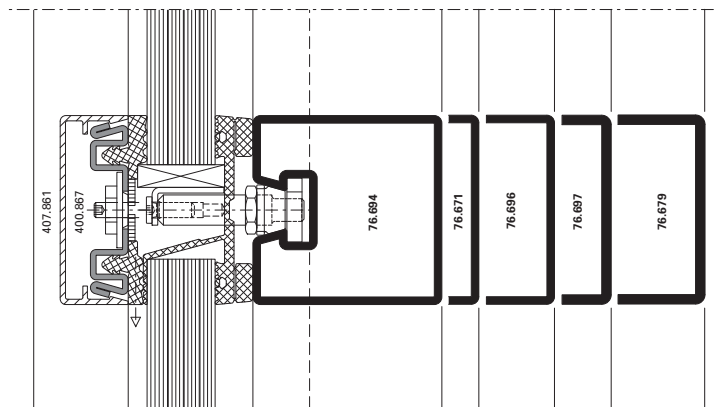
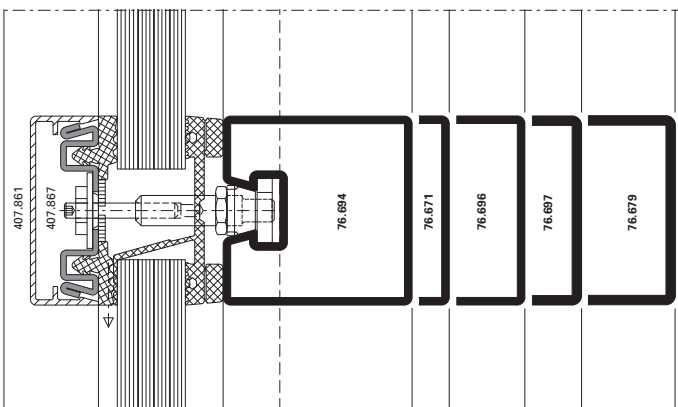
Detail of mullion



Riegel-Detail

Détail de la traverse

Detail of transom



EI30

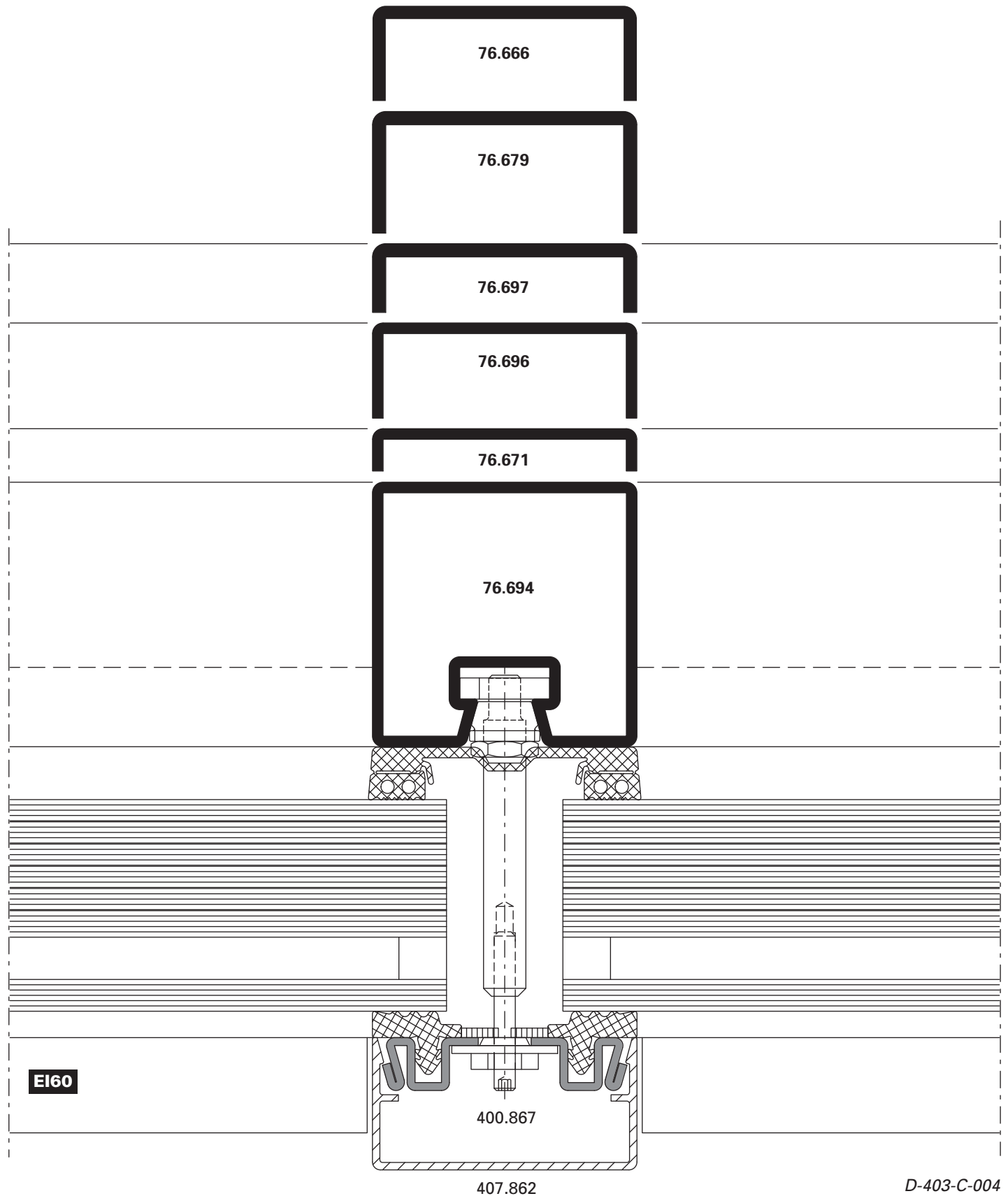
D-403-C-011

D-403-C-012

Pfosten-Detail

Détail du montant

Detail of mullion

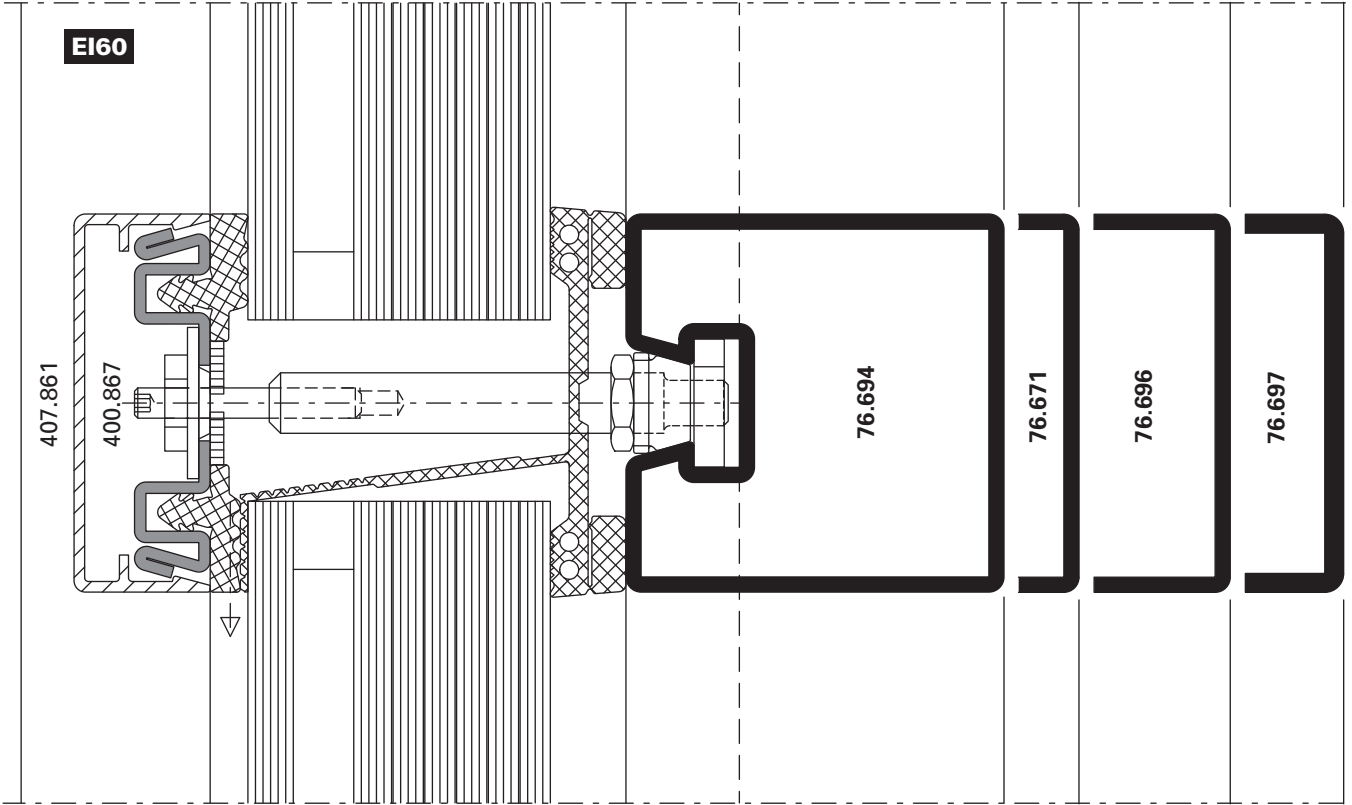


D-403-C-004

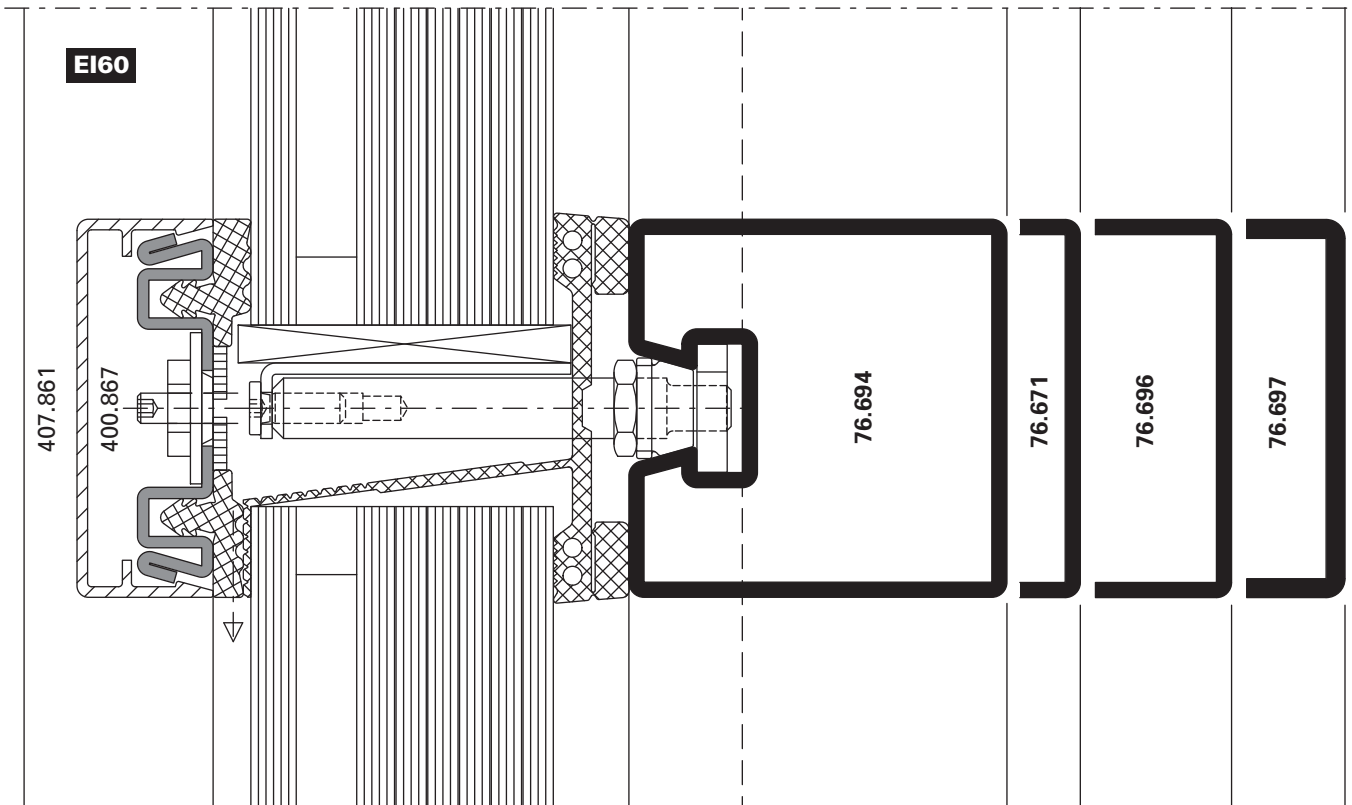
Riegel-Detail

Détail de la traverse

Detail of transom



D-403-C-005



D-403-C-006

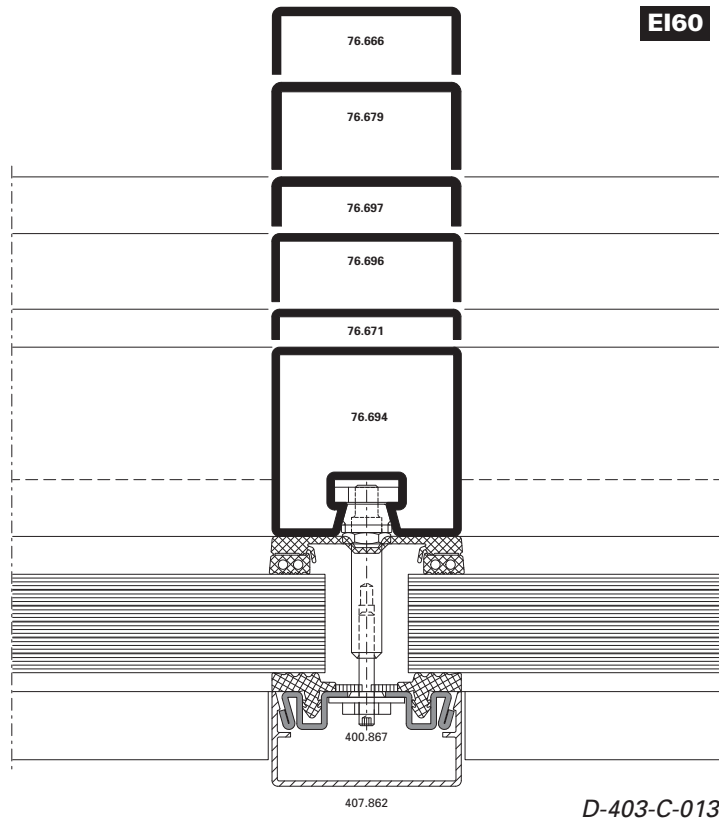
Schnittpunkte im Massstab 1:2  
 Coupe de détails à l'échelle 1:2  
 Section details on scale 1:2

VISS Fire TVS (vertikal)  
 VISS Fire TVS (vertical)  
 VISS Fire TVS (vertical)

Pfosten-Detail

Détail du montant

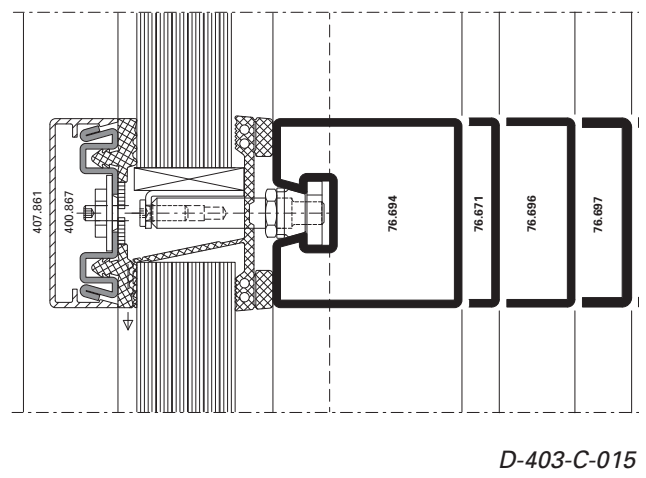
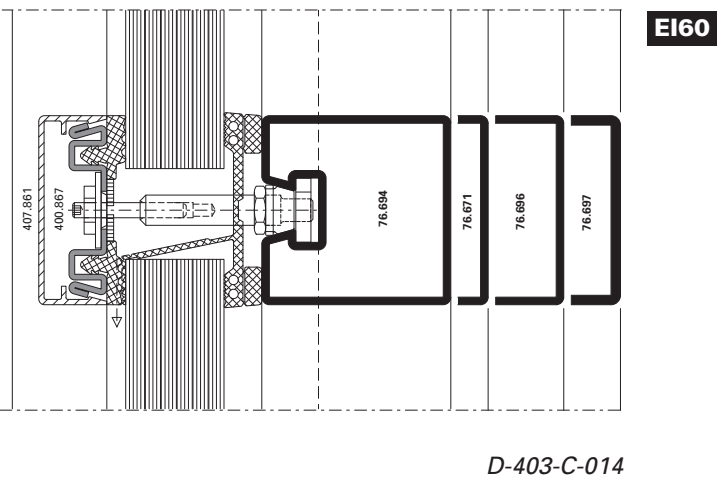
Detail of mullion



Riegel-Detail

Détail de la traverse

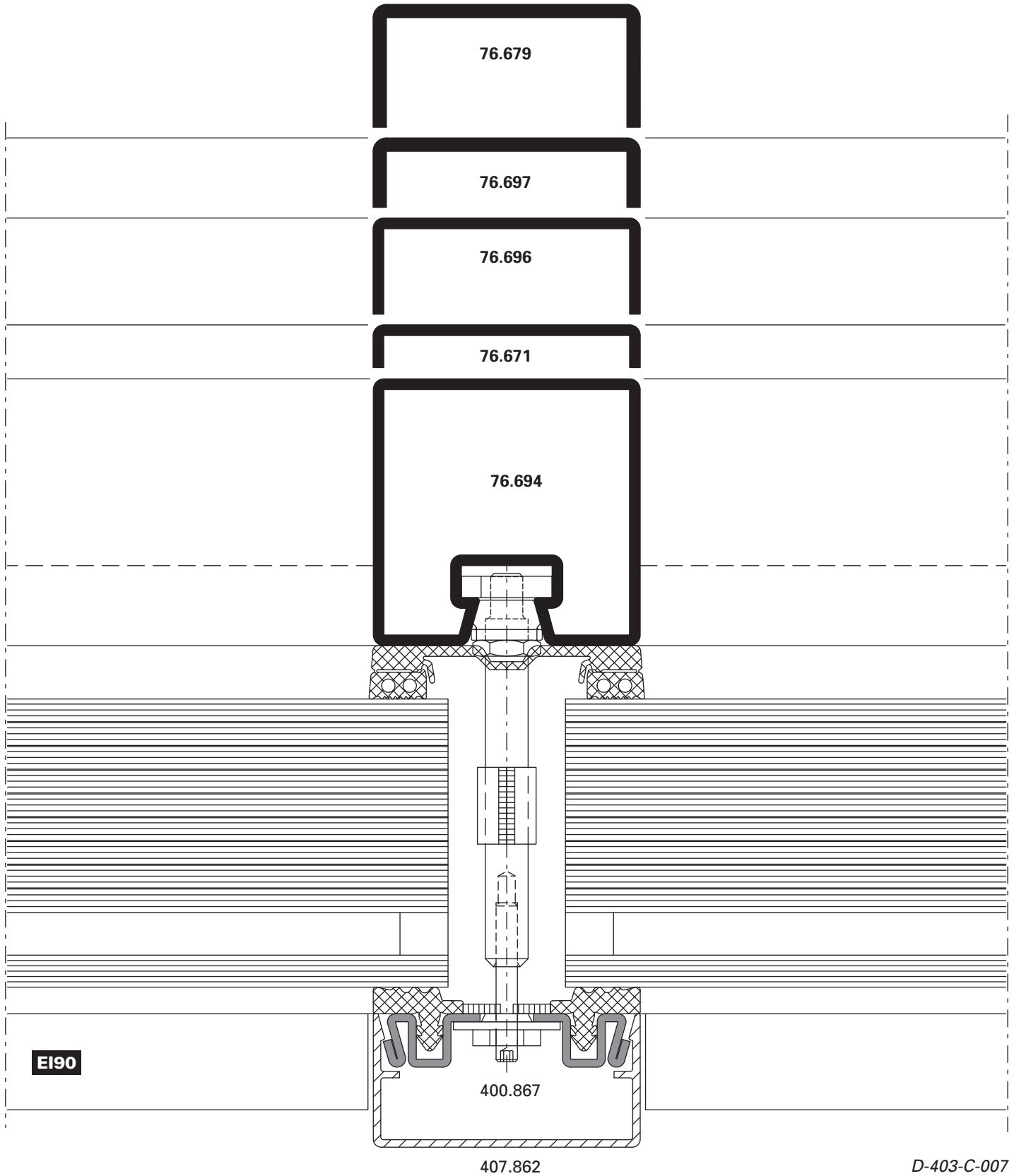
Detail of transom



Pfosten-Detail

Détail du montant

Detail of mullion



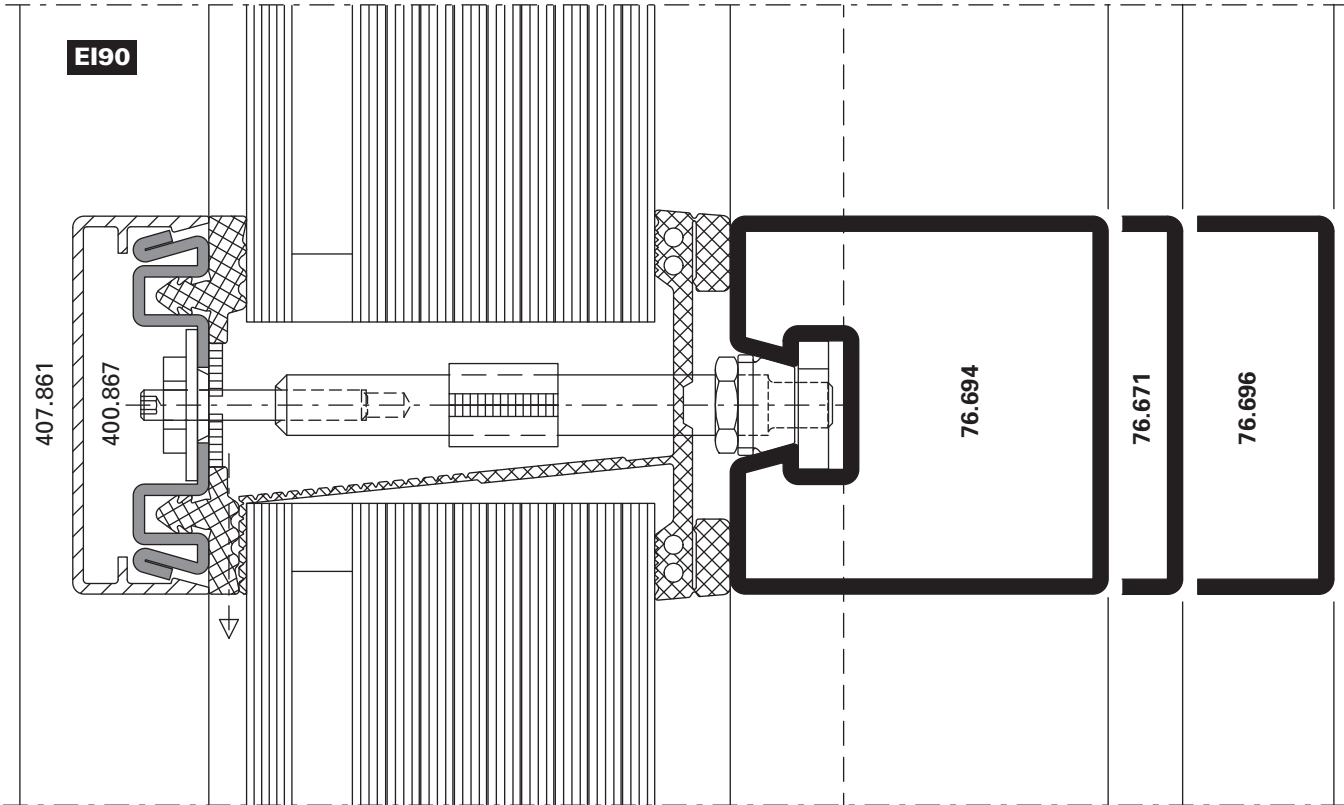
D-403-C-007



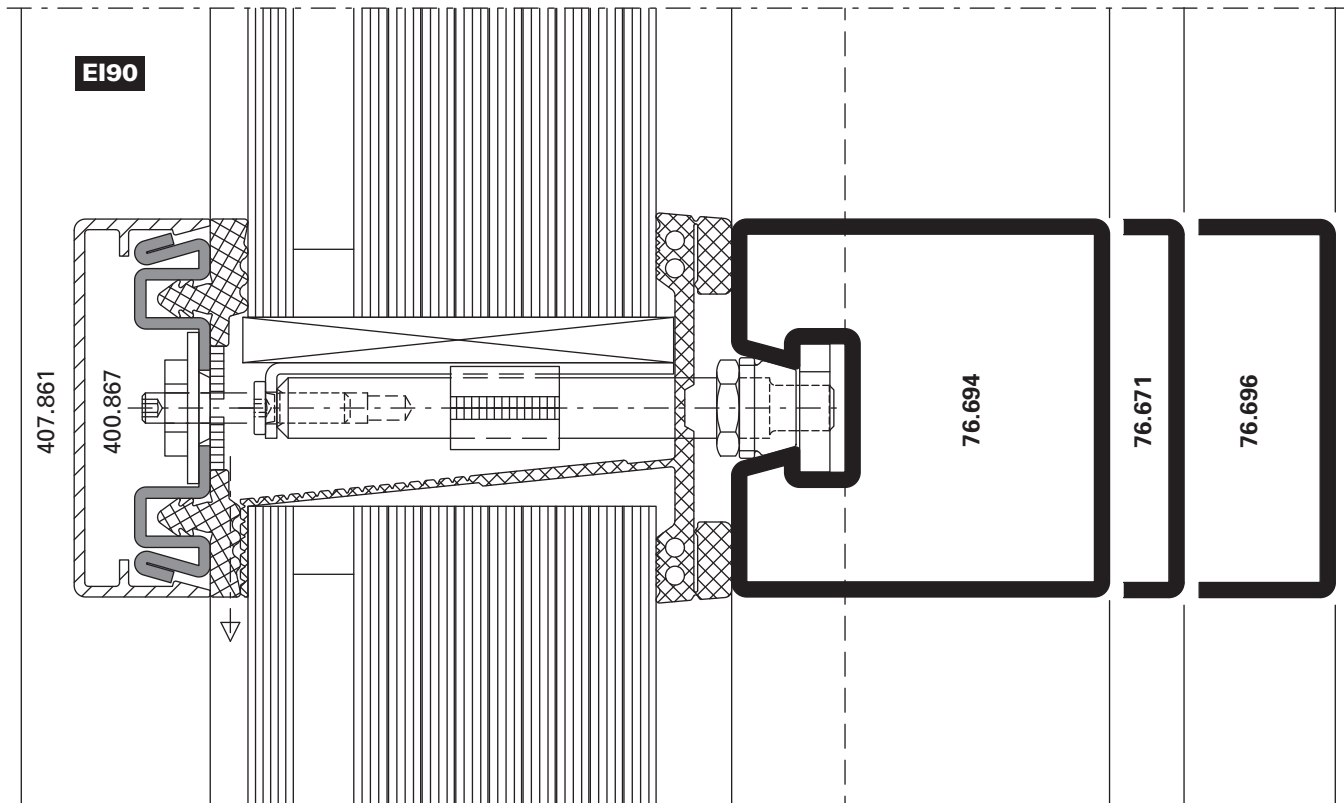
Riegel-Detail

Détail de la traverse

Detail of transom



D-403-C-008

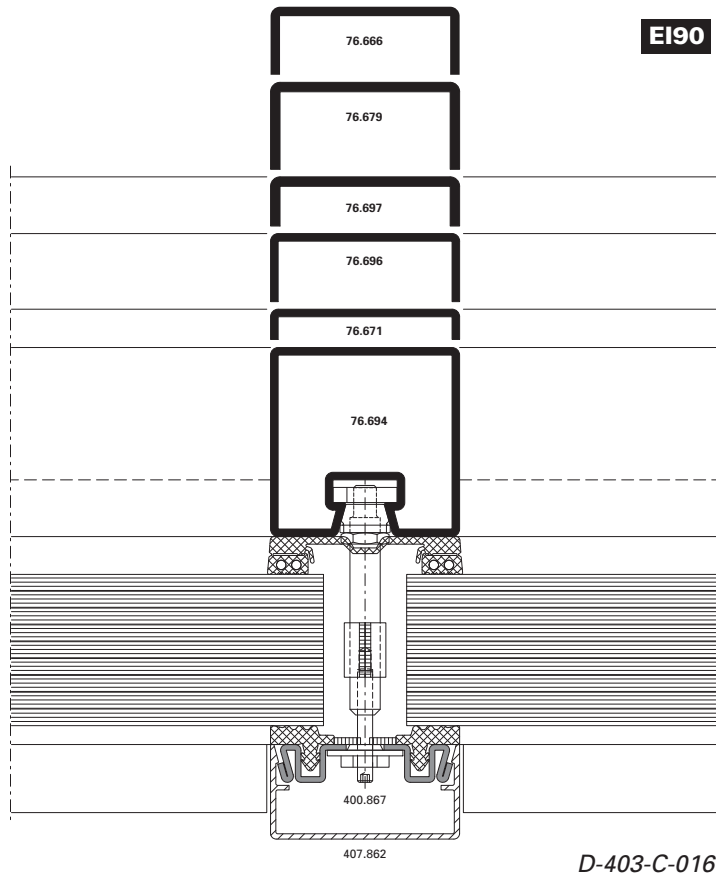


D-403-C-009

Pfosten-Detail

Détail du montant

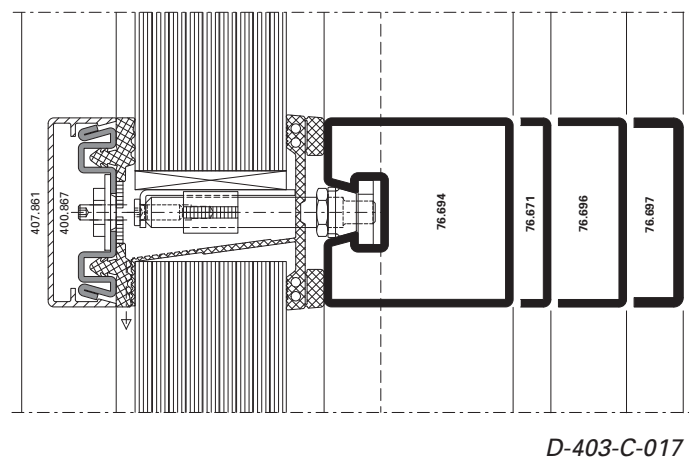
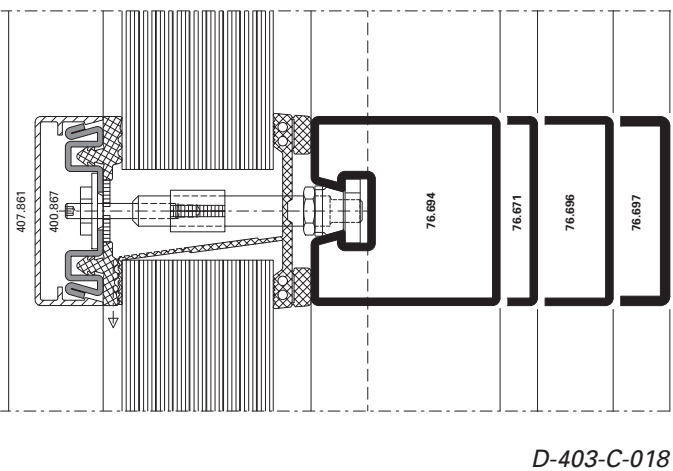
Detail of mullion



Riegel-Detail

Détail de la traverse

Detail of transom



EI90

Ausgeführte Objekte  
Objets réalisés  
Completed projects

VISS Fire TVS (vertikal)  
VISS Fire TVS (vertical)  
VISS Fire TVS (vertical)

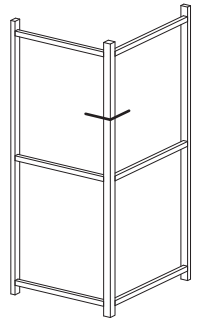
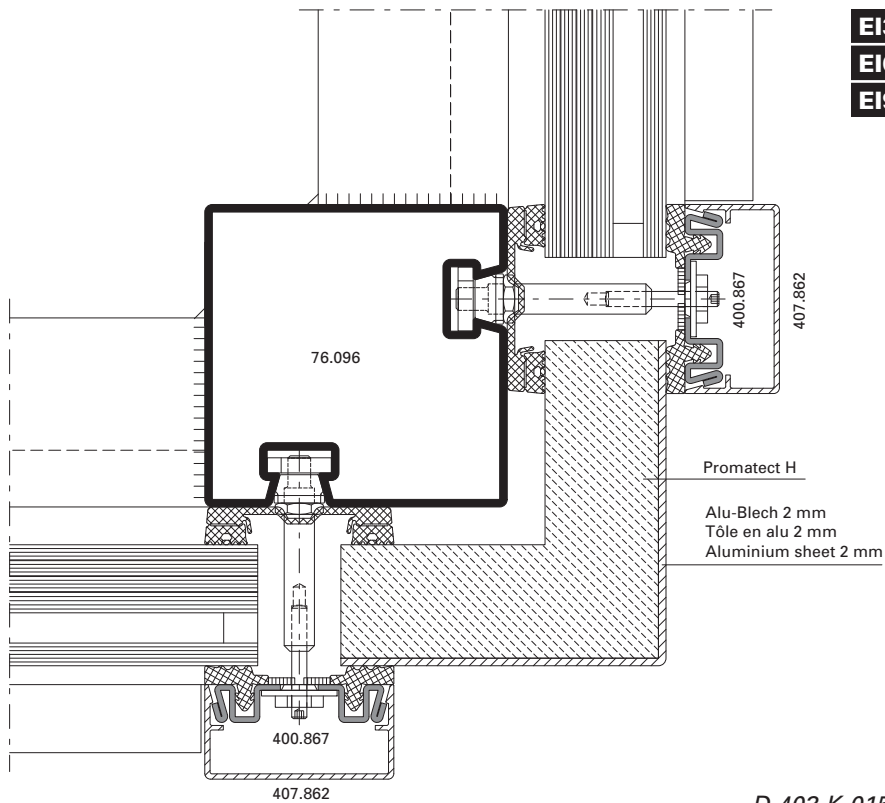
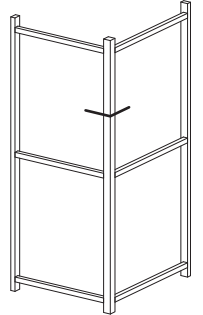
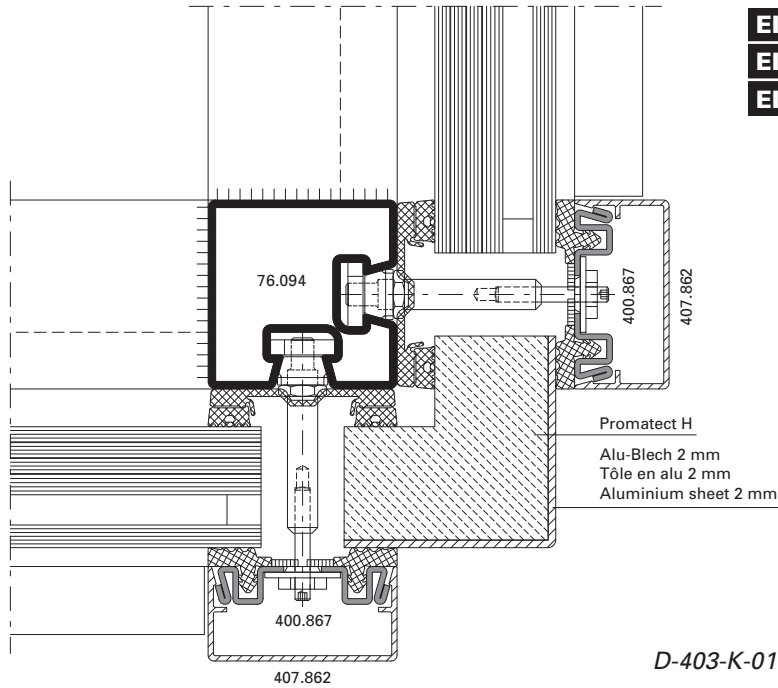
*Bibliothek Universität, Posen/PL (Architekt: WPB, Tomasz Durniewicz, Posen/PL)*



Eckausbildung 90°

Formation d'angle 90°

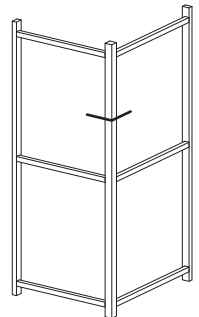
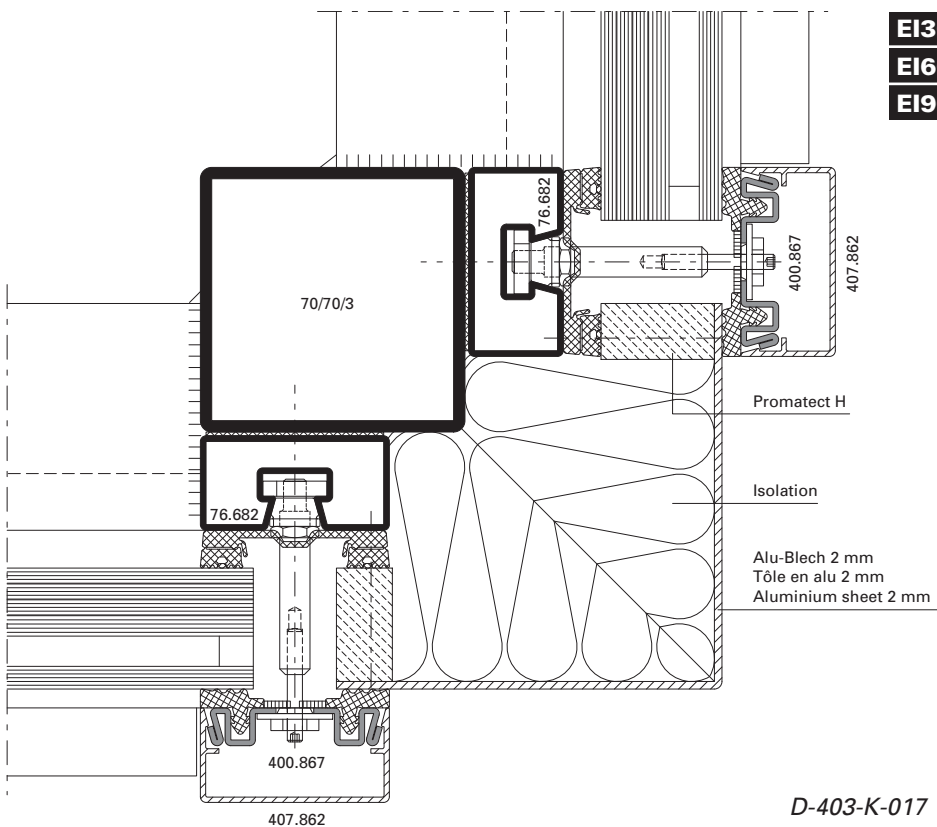
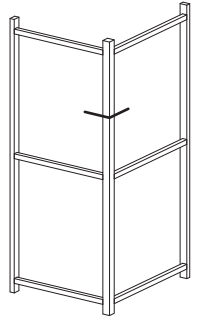
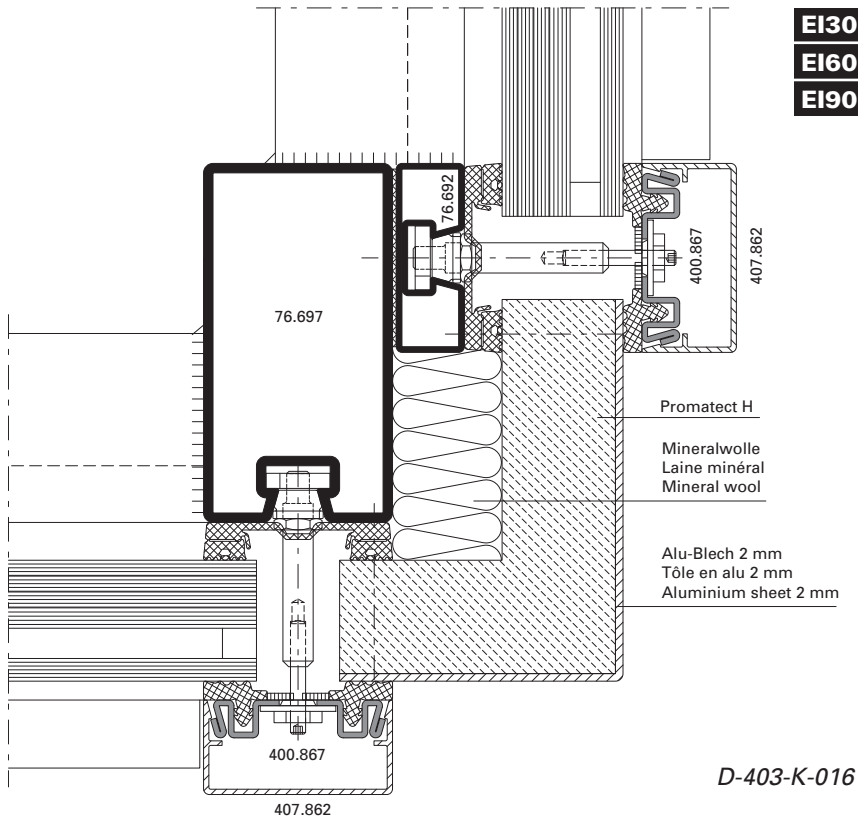
90° corner construction



Eckausbildung 90°

Formation d'angle 90°

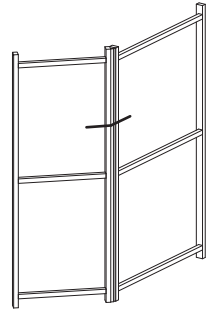
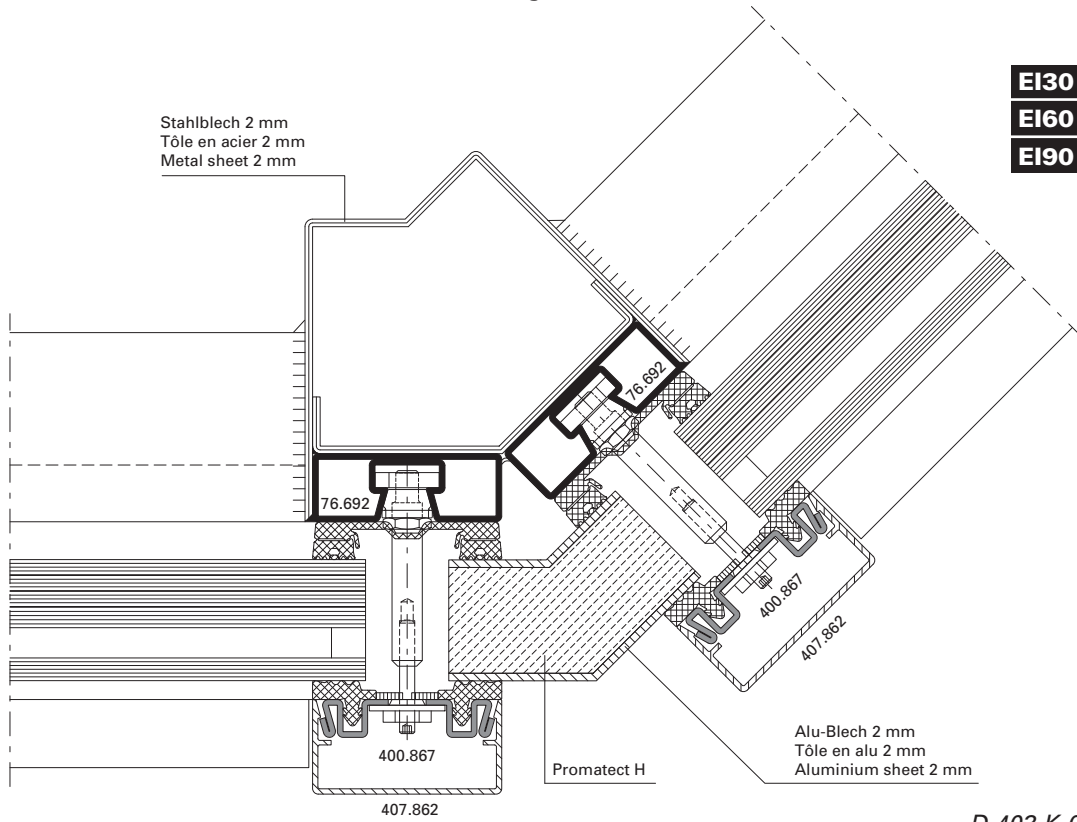
90° corner construction



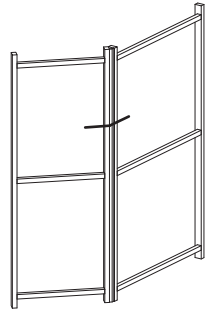
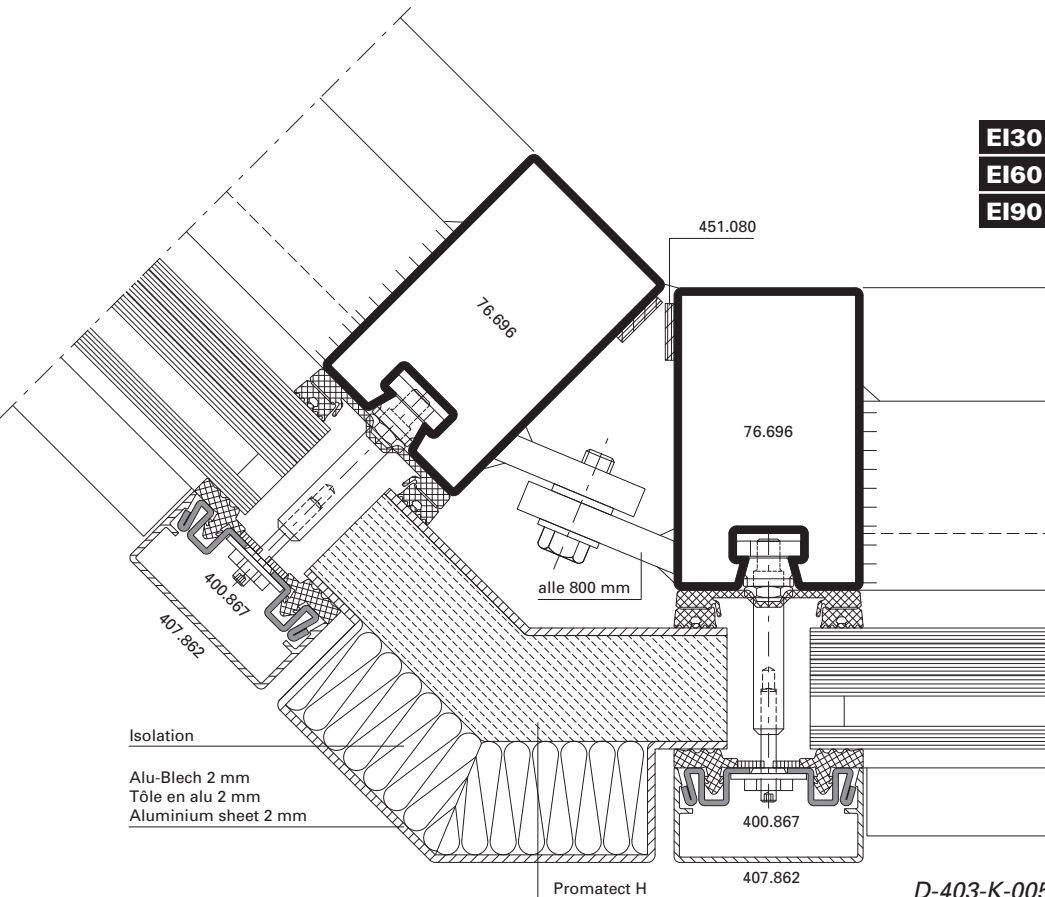
Aussenecke 135°

Angle extérieur 135°

Outer corner 135°



D-403-K-008

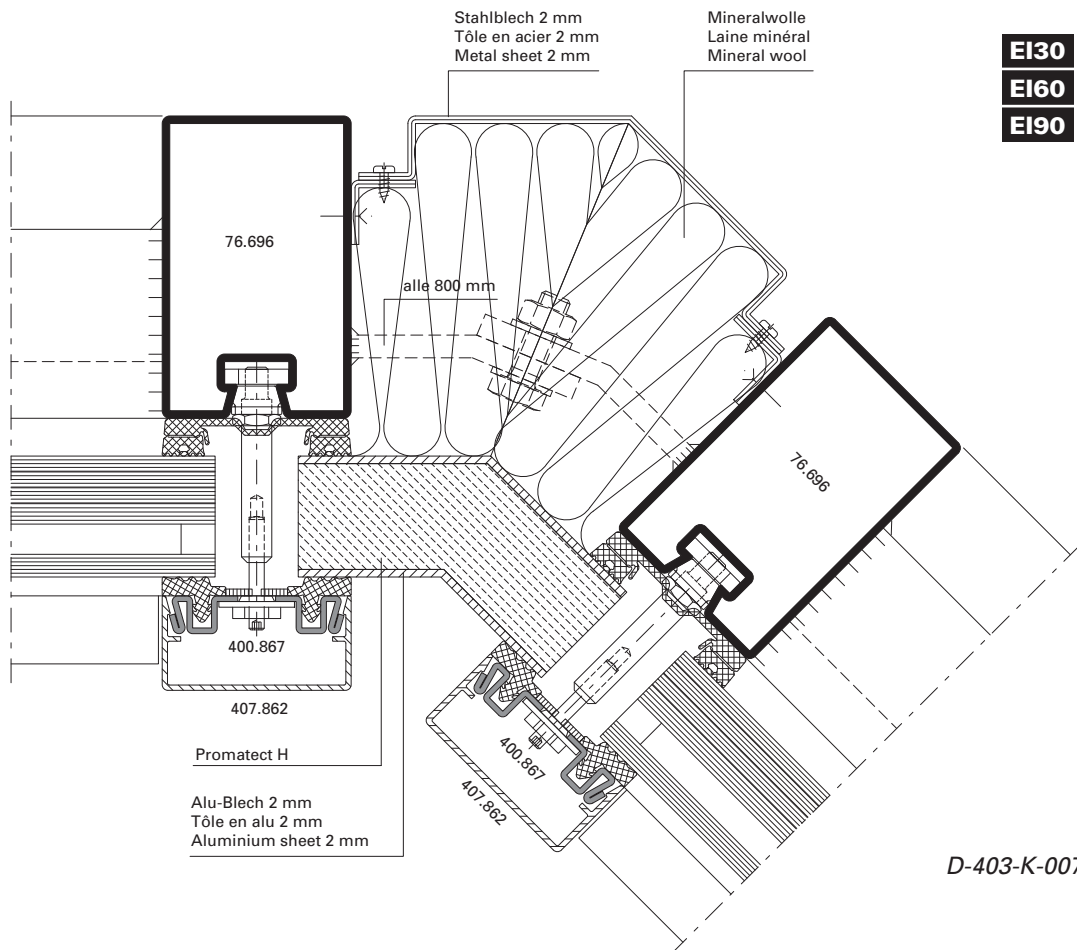


D-403-K-005

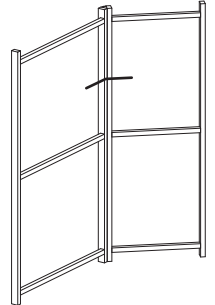
Innenecke 135°

Angle intérieur 135°

Inner corner 135°



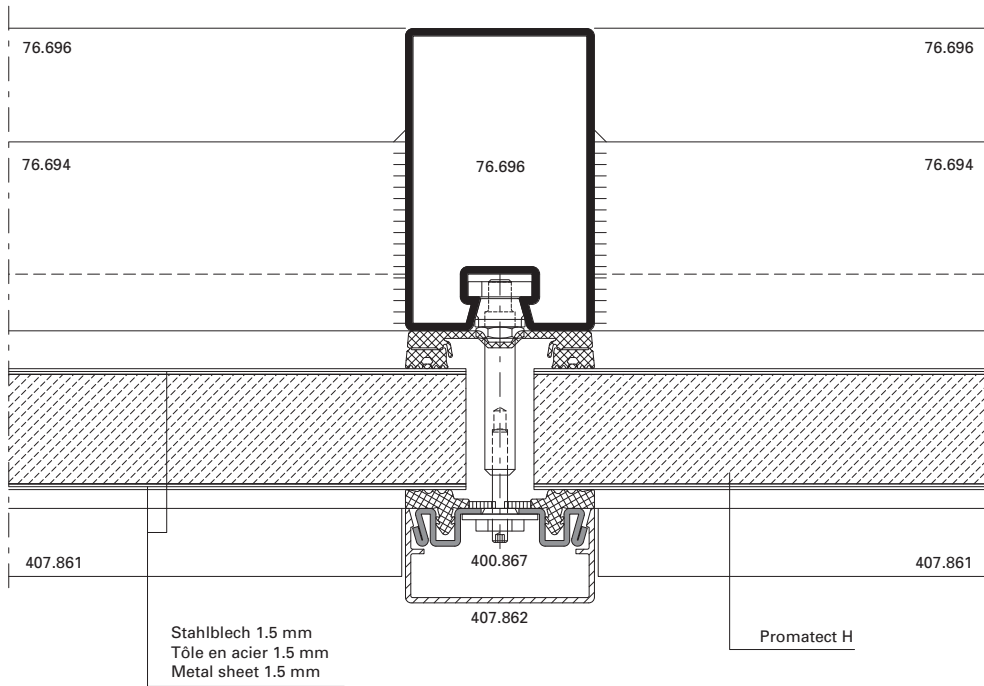
EI30  
 EI60  
 EI90



Panel-Ausbildungen

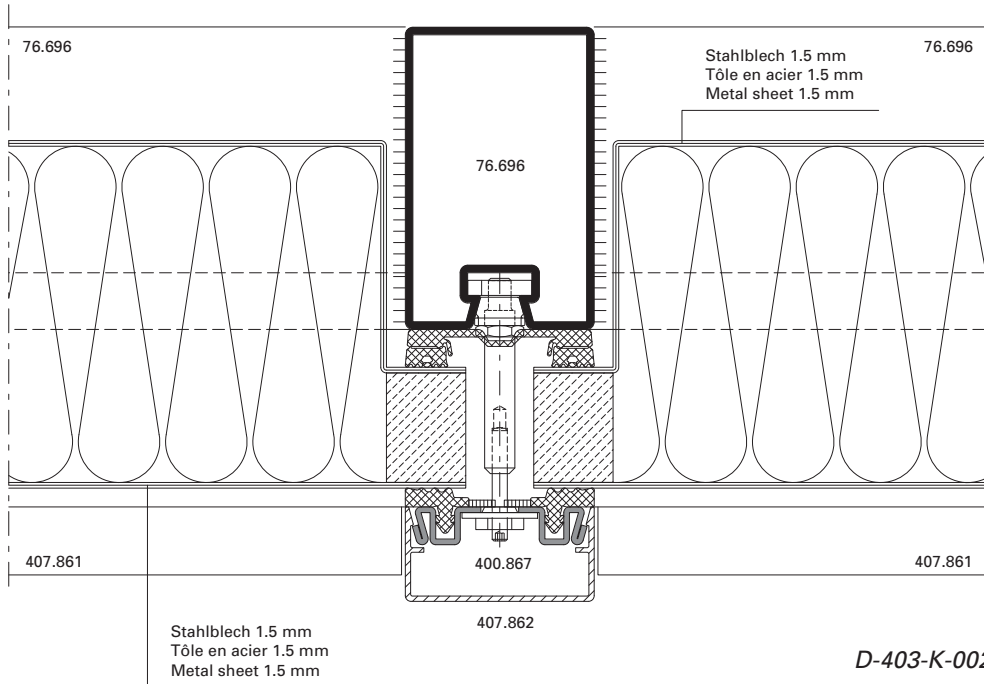
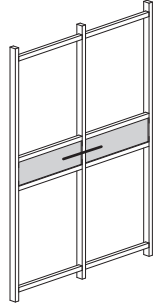
Agencements de panneau

Panel designs



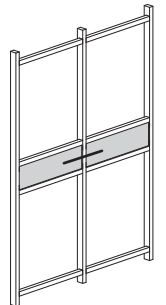
D-403-K-001

EI30  
 EI60  
 EI90



D-403-K-002

EI30  
 EI60  
 EI90

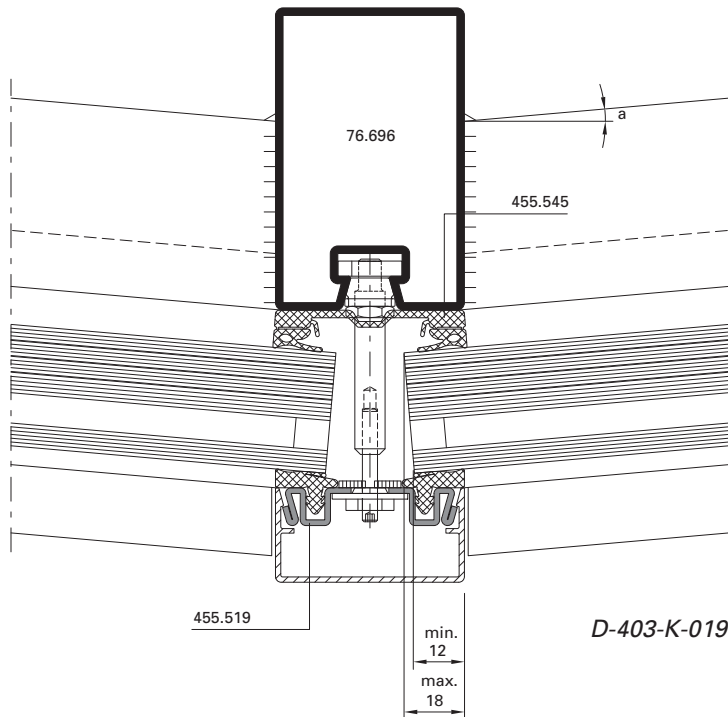




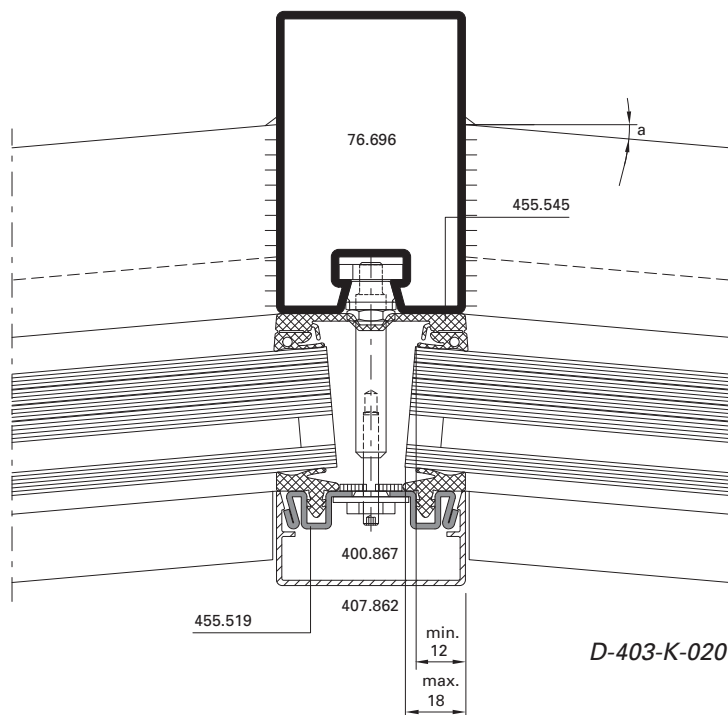
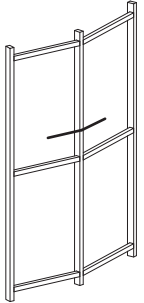
Segment-Pfosten

Montant segment

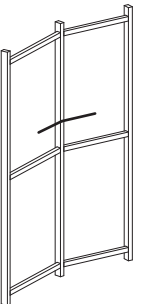
Segmented mullion



EI30  
 EI60  
 EI90



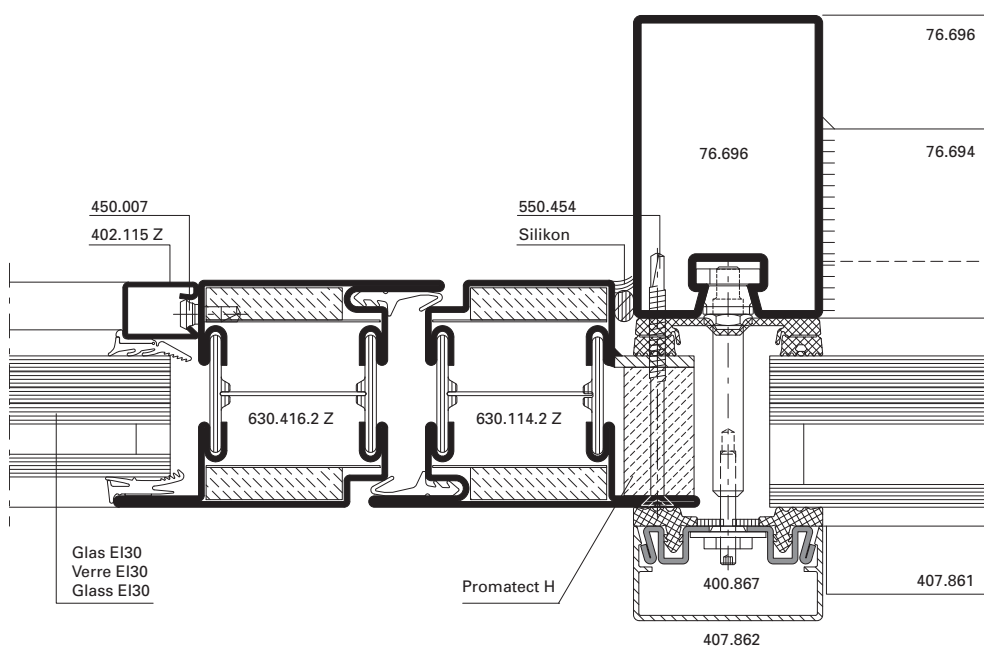
EI30  
 EI60  
 EI90



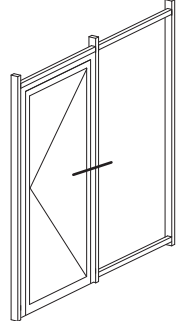
Einsatzelemente Türen

Éléments de remplissage portes

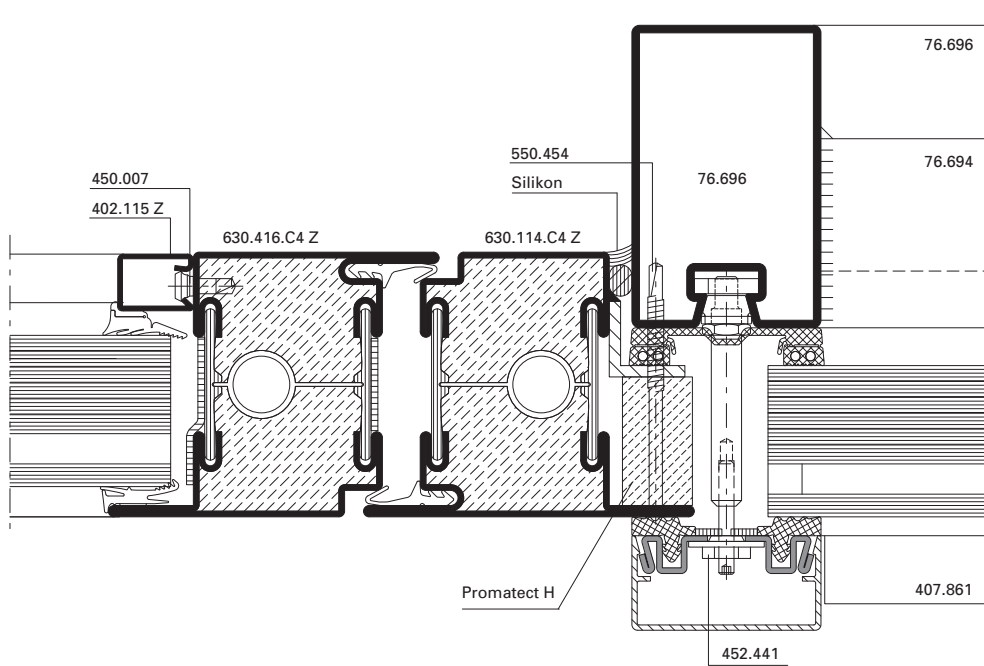
Infill elements doors



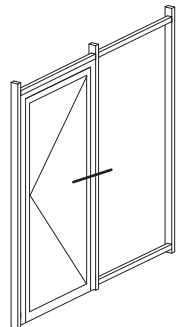
**E130**



D-403-K-012



**E160**  
**E190**

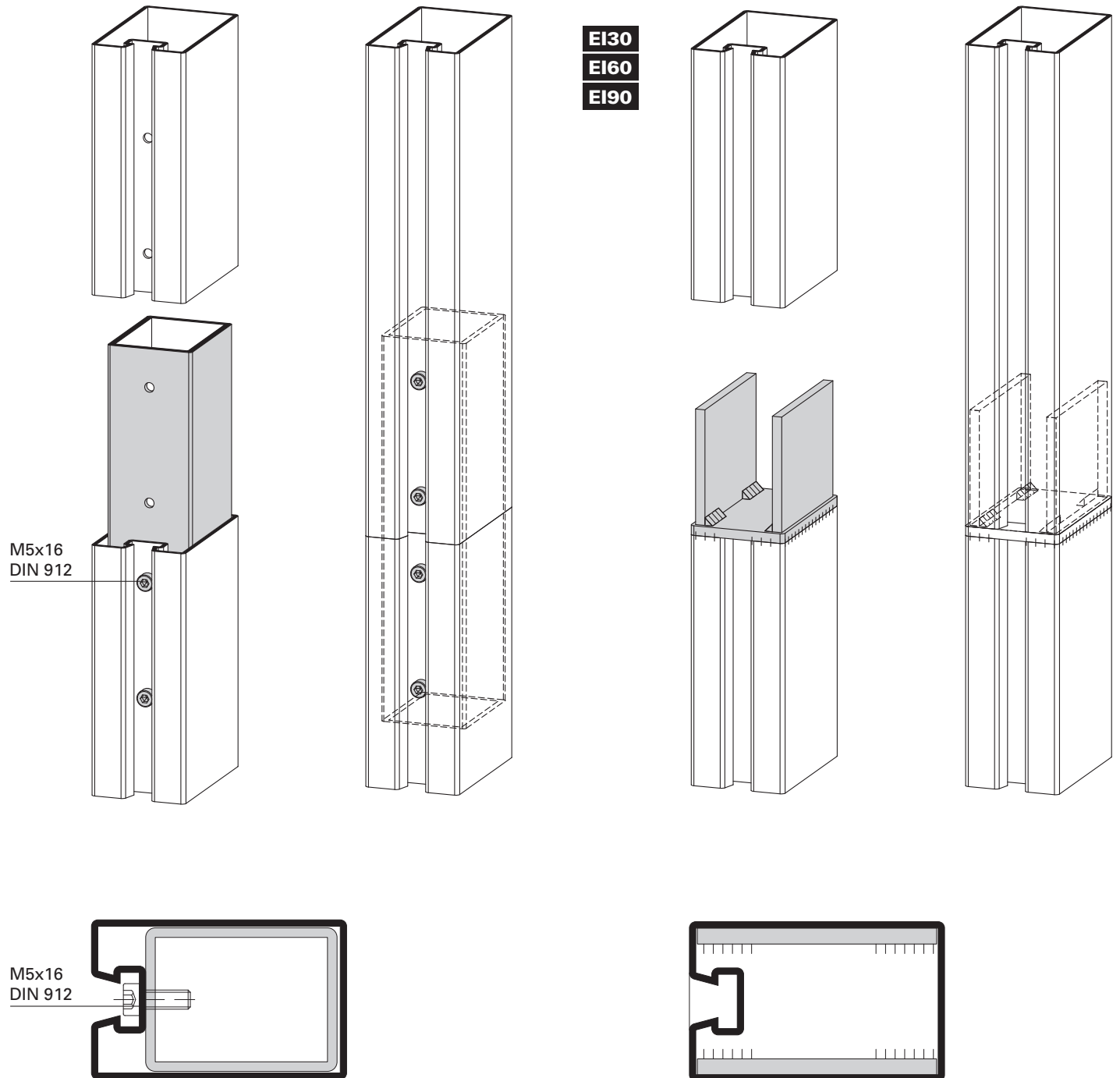


D-403-K-013

Pfostenstoss

Joint de montant

Mullion joint



**Anschlüsse am Bau im Massstab 1:2**  
**Raccordement au mur à l'échelle 1:2**  
**Attachment to structure on scale 1:2**

VISS Fire TVS (vertikal)  
 VISS Fire TVS (vertical)  
 VISS Fire TVS (vertical)

Stahlwinkel / Cornière en acier / Steel angle 40/40/4

Mineralwolle / Laine minérale / Mineral wool

Silikon

76.696

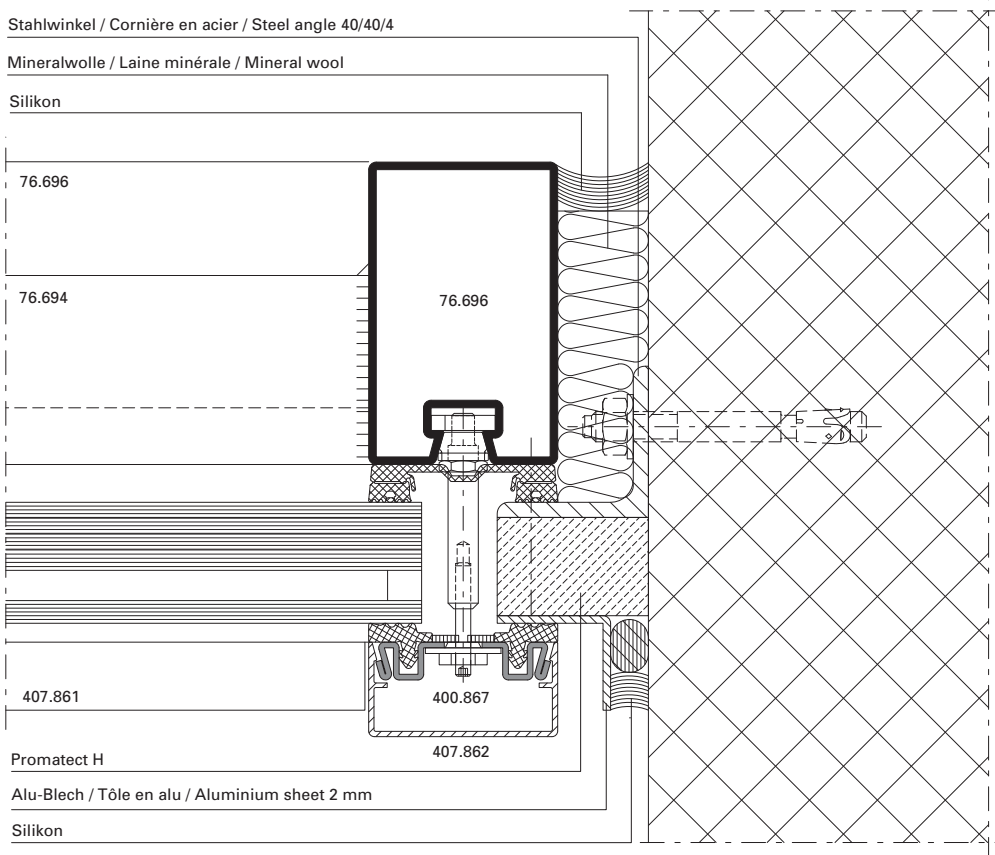
76.694

407.861

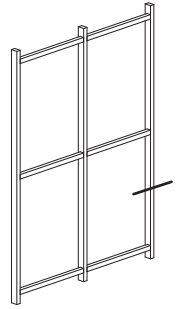
Promatect H

Alu-Blech / Tôle en alu / Aluminium sheet 2 mm

Silikon



**EI30**  
**EI60**  
**EI90**



D-403-A-001

Stahlwinkel / Cornière en acier / Steel angle 100/40/3

Keramikfaserband  
 Bande de fibre de céramique  
 Ceramic fibre strip

Mineralwolle / Laine minérale / Mineral wool

Silikon

76.696

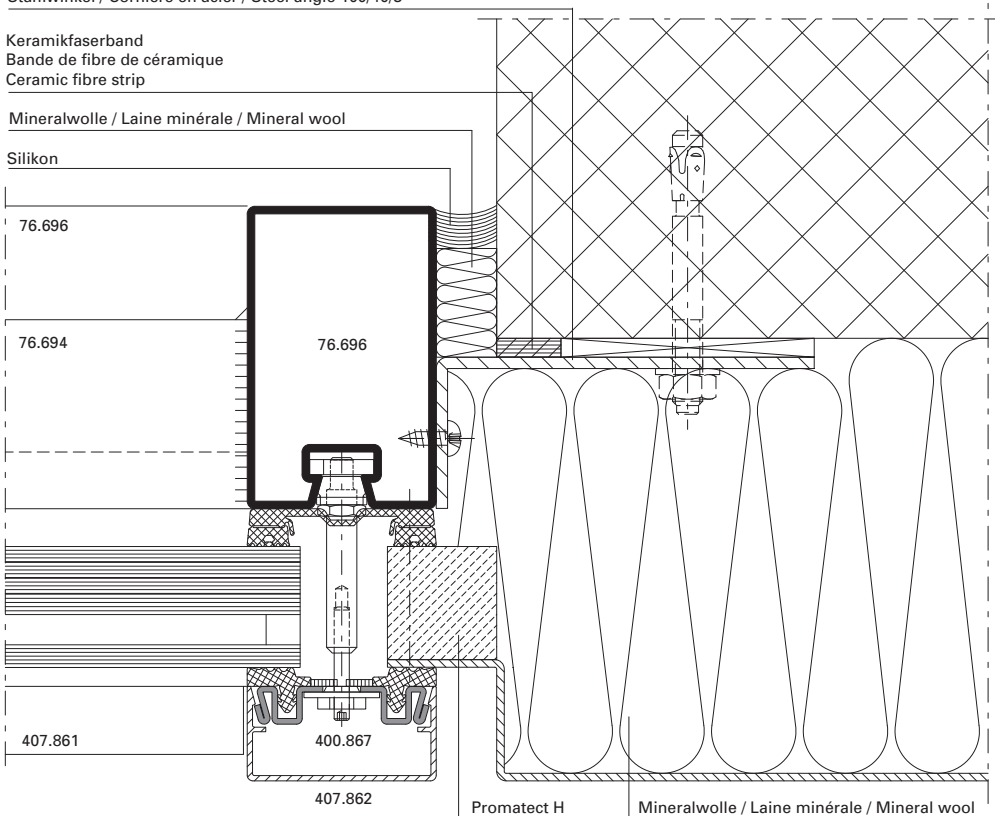
76.694

407.861

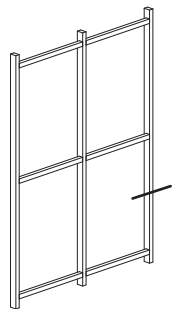
Promatect H

Alu-Blech / Tôle en alu / Aluminium sheet 2 mm

Silikon



**EI30**  
**EI60**  
**EI90**



D-403-A-002

**Anschlüsse am Bau im Masstab 1:2**  
**Raccordement au mur à l'échelle 1:2**  
**Attachment to structure on scale 1:2**

VISS Fire TVS (vertikal)  
 VISS Fire TVS (vertical)  
 VISS Fire TVS (vertical)

Stahlwinkel / Cornière en acier / Steel angle 100/40/3

Keramikfaserband  
 Bande de fibre de céramique  
 Ceramic fibre strip

Mineralwolle / Laine minérale / Mineral wool

Silikon

76.696

76.694

76.696

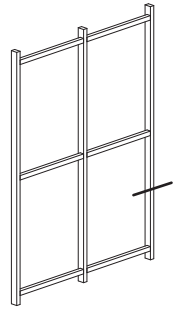
407.861

400.867

407.862

Promatect H

**EI30**  
**EI60**  
**EI90**



D-403-A-003

Stahlwinkel > 2 mm  
 Cornière en acier > 2 mm  
 Steel angle > 2 mm

Keramikfaserband  
 Bande de fibre de céramique  
 Ceramic fibre strip

76.696

76.694

76.696

407.860

400.867

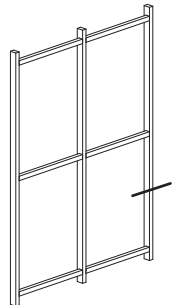
407.861

Promatect H

Mineralwolle  
 Laine minérale  
 Mineral wool

Alu-Blech 2 mm  
 Tôle en alu 2 mm  
 Aluminium sheet 2 mm

**EI30**  
**EI60**  
**EI90**



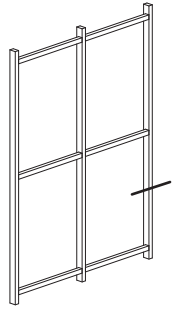
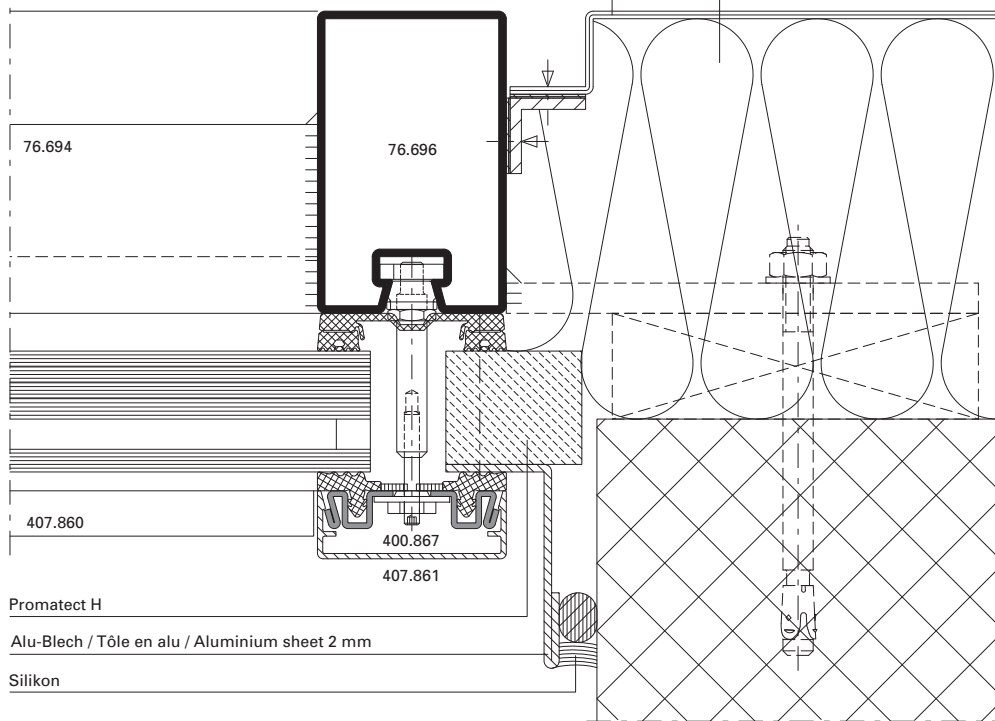
D-403-A-004

**Anschlüsse am Bau im Massstab 1:2**  
**Raccordement au mur à l'échelle 1:2**  
**Attachment to structure on scale 1:2**

VISS Fire TVS (vertikal)  
 VISS Fire TVS (vertical)  
 VISS Fire TVS (vertical)

Mineralwolle / Laine minérale / Mineral wool

Stahl-Blech / Tôle en acier / Steel sheet 2 mm



**EI30**  
**EI60**  
**EI90**

D-403-A-005

Mineralwolle / Laine minérale / Mineral wool

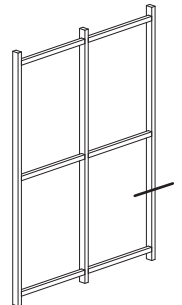
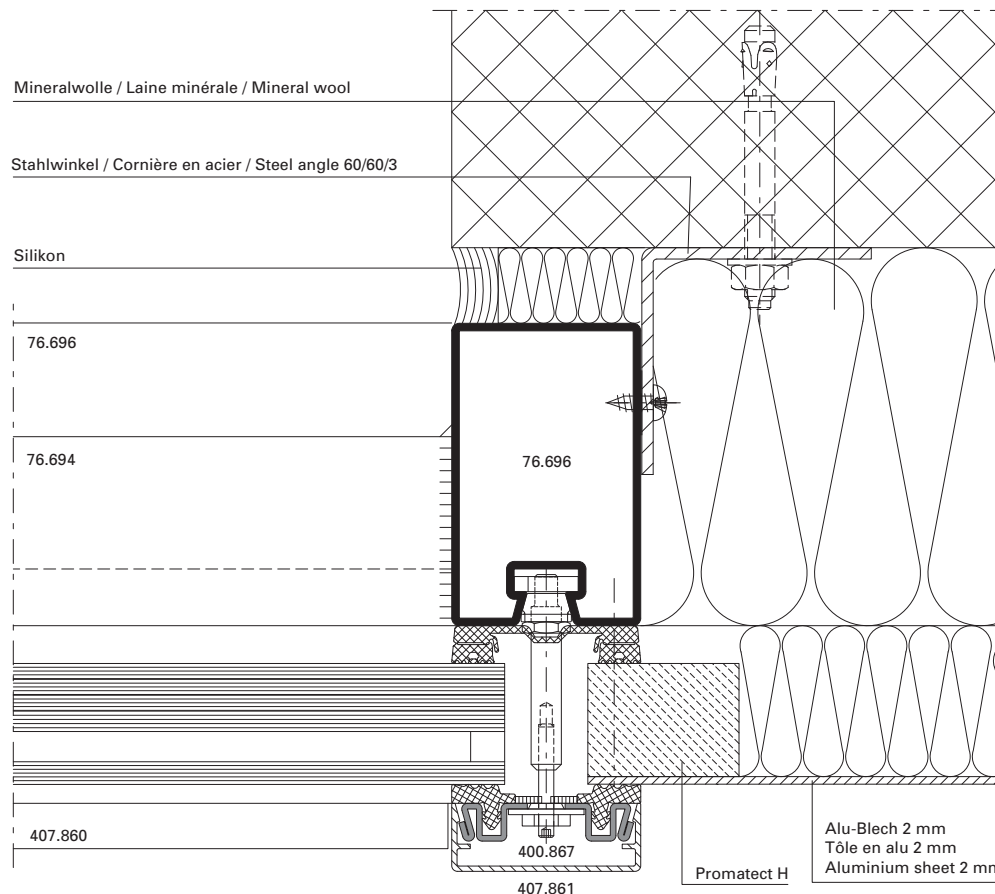
Stahlwinkel / Cornière en acier / Steel angle 60/60/3

Silikon

76.696

76.694

407.860



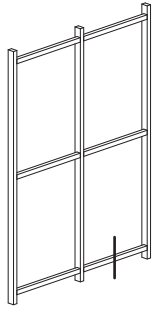
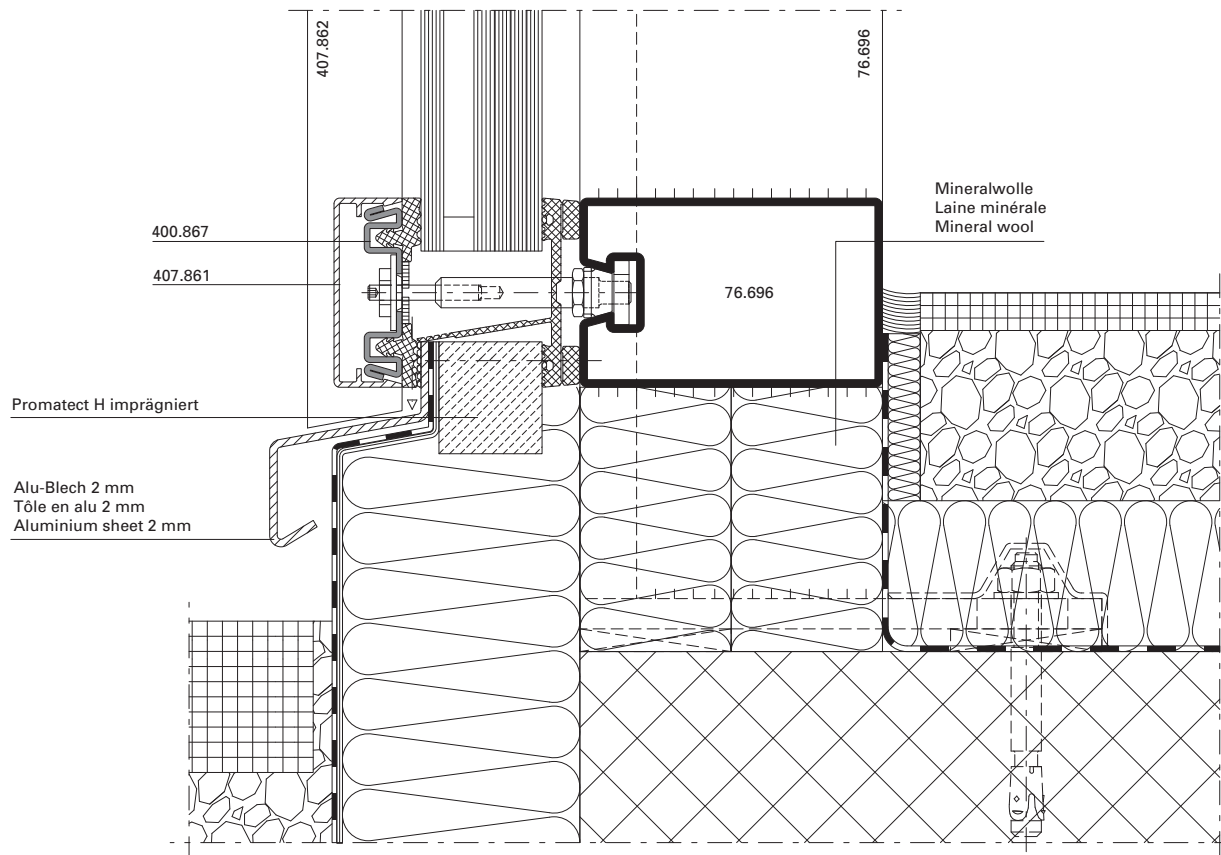
**EI30**  
**EI60**  
**EI90**

D-403-A-006

Alu-Blech 2 mm  
 Tôle en alu 2 mm  
 Aluminium sheet 2 mm

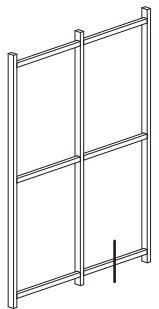
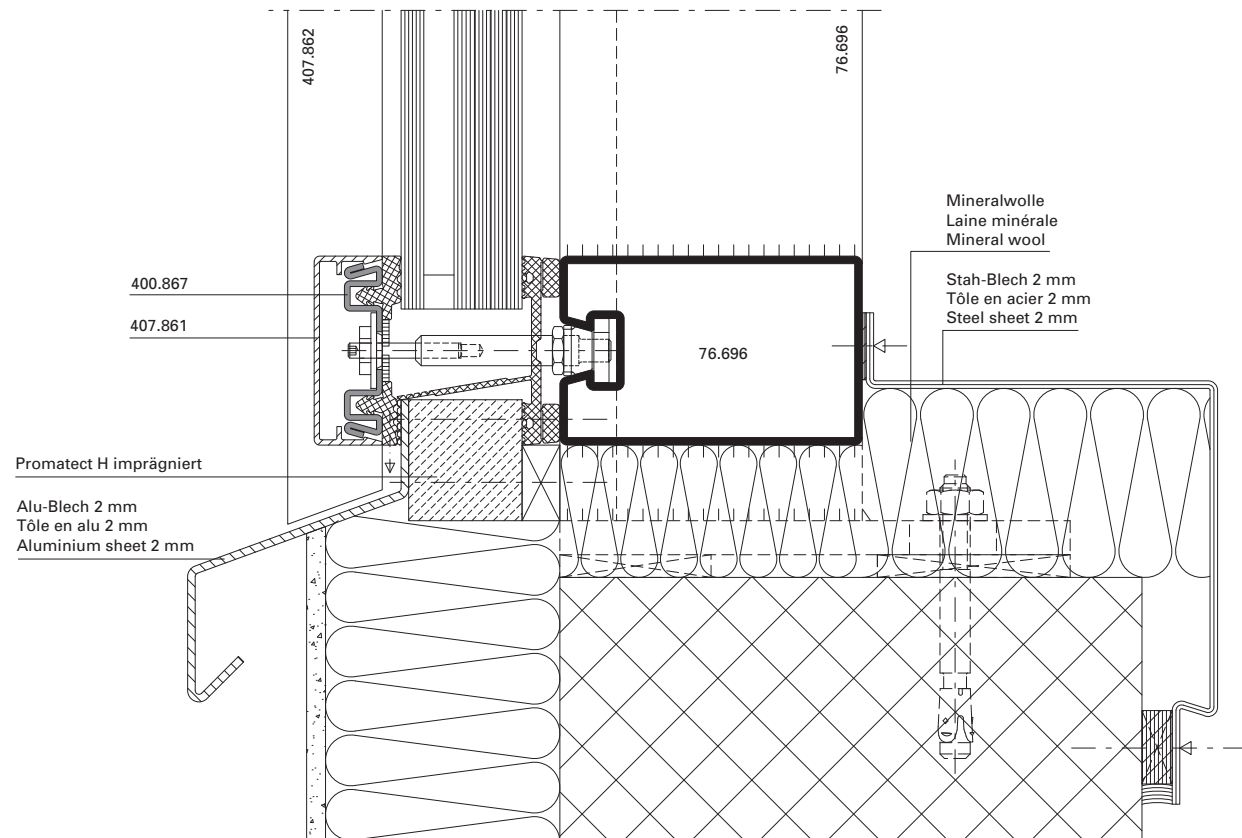
Anschlüsse am Bau im Masstab 1:2  
 Raccordement au mur à l'échelle 1:2  
 Attachment to structure on scale 1:2

VISS Fire TVS (vertikal)  
 VISS Fire TVS (vertical)  
 VISS Fire TVS (vertical)



EI30  
 EI60  
 EI90

D-403-A-007

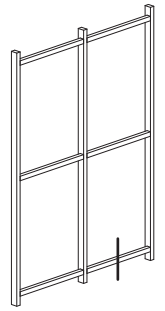
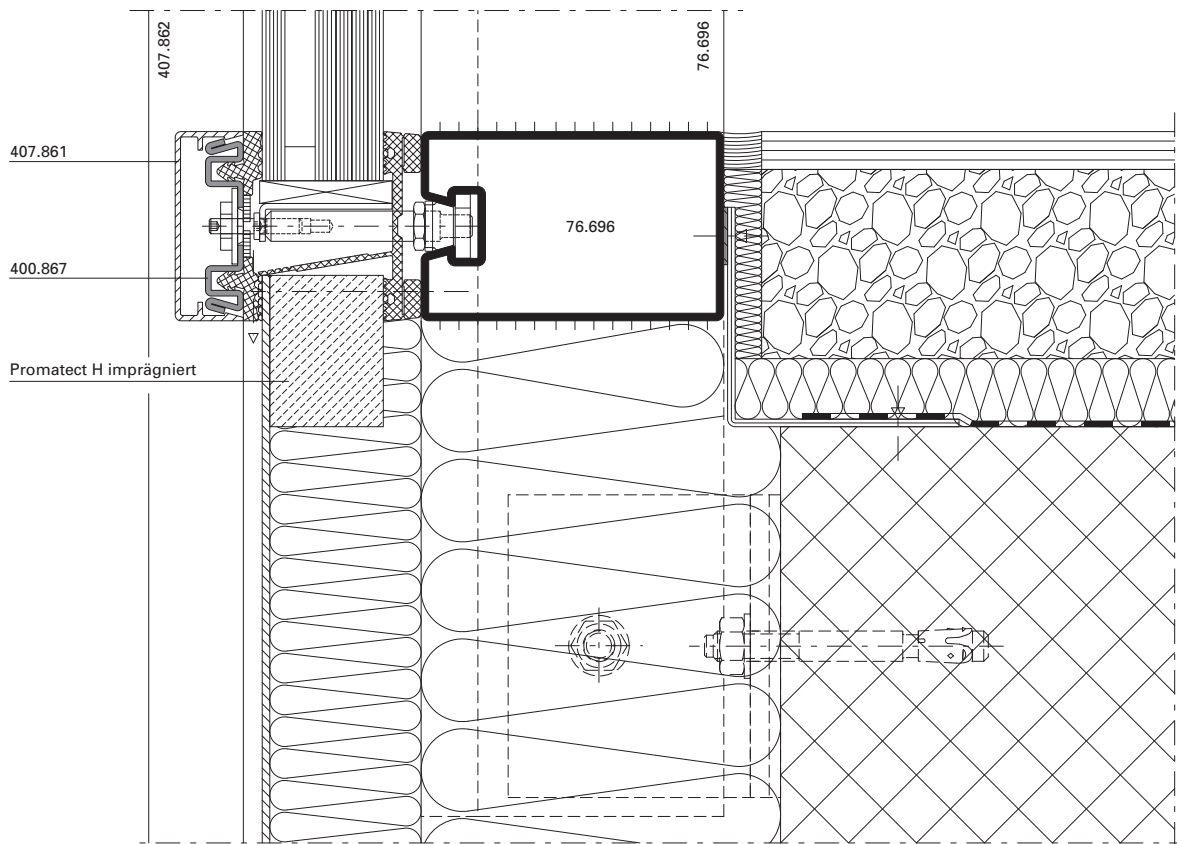


EI30  
 EI60  
 EI90

D-403-A-008

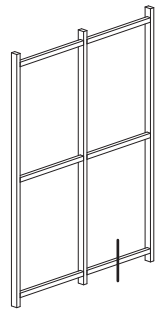
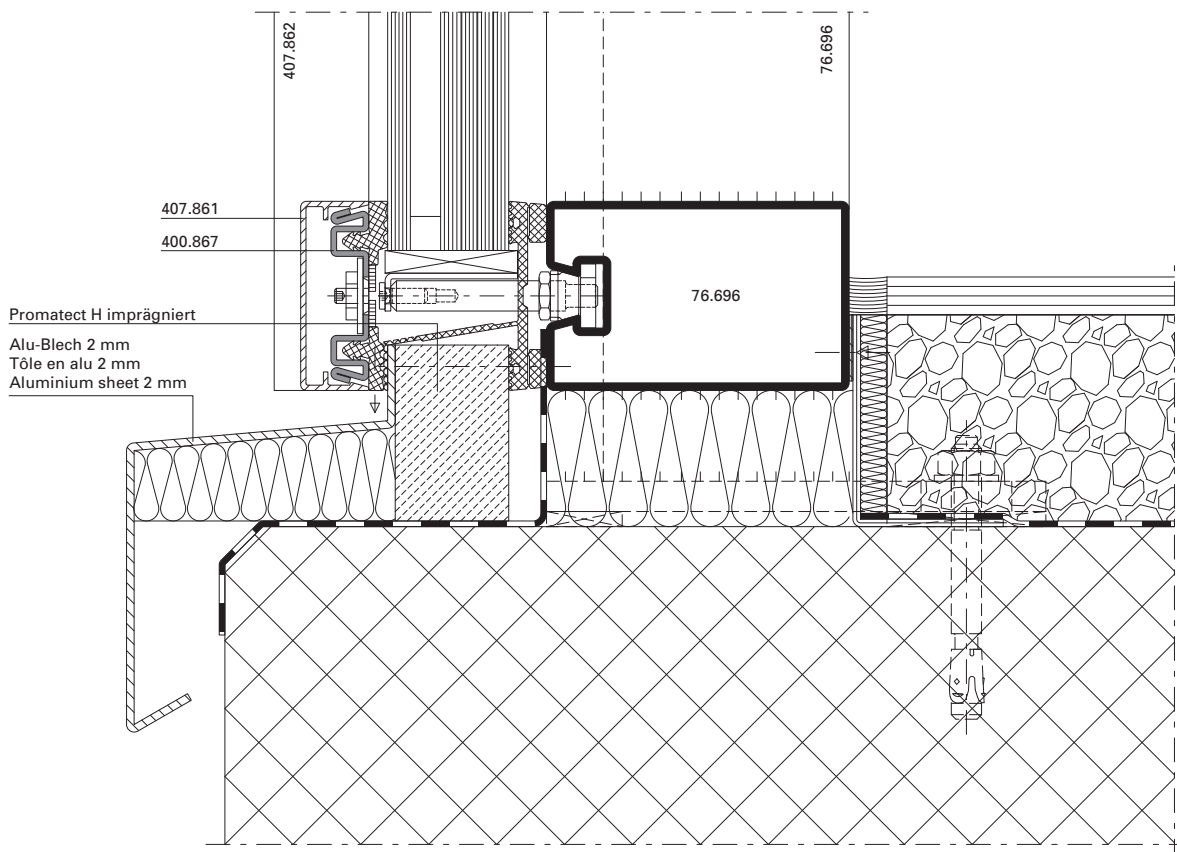
**Anschlüsse am Bau im Massstab 1:2**  
**Raccordement au mur à l'échelle 1:2**  
**Attachment to structure on scale 1:2**

VISS Fire TVS (vertikal)  
 VISS Fire TVS (vertical)  
 VISS Fire TVS (vertical)



**EI30**  
**EI60**  
**EI90**

D-403-A-009



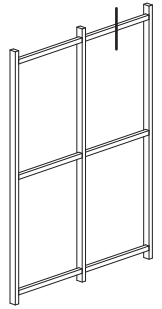
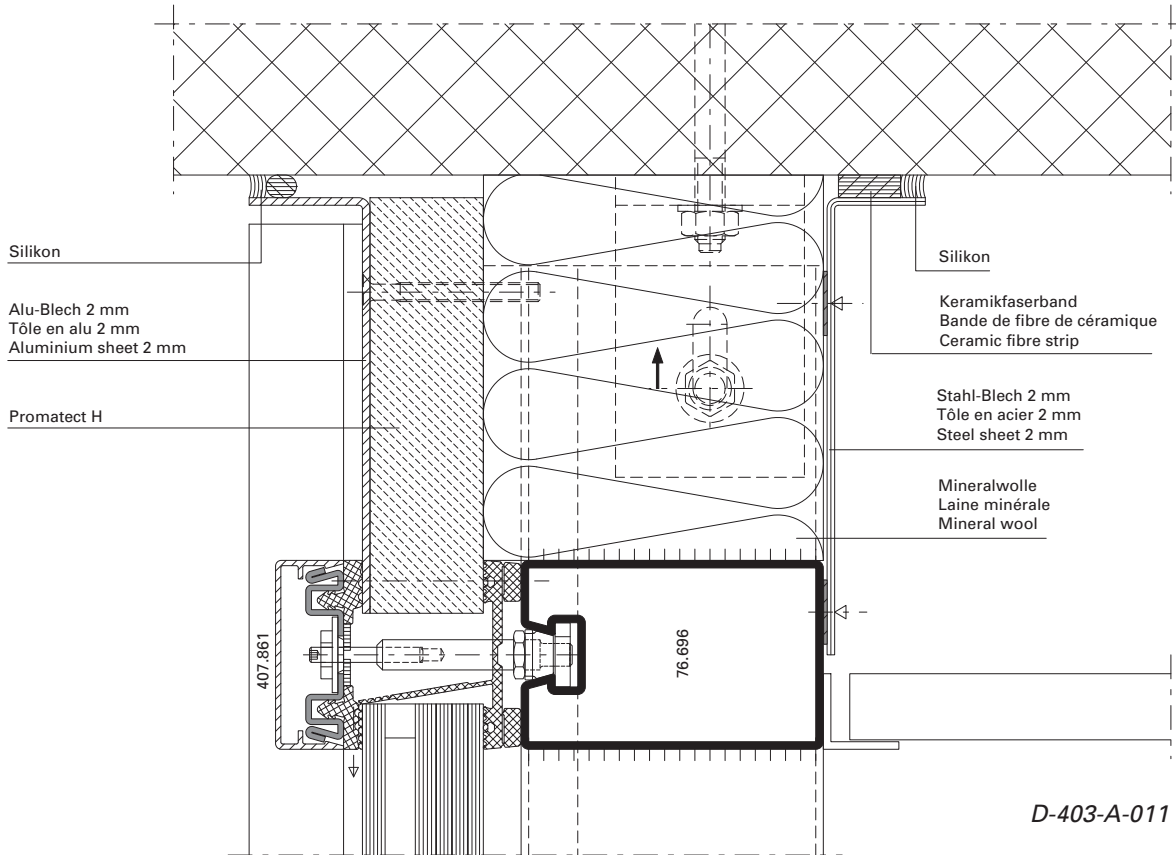
**EI30**  
**EI60**  
**EI90**

D-403-A-010

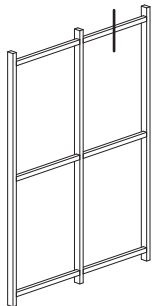
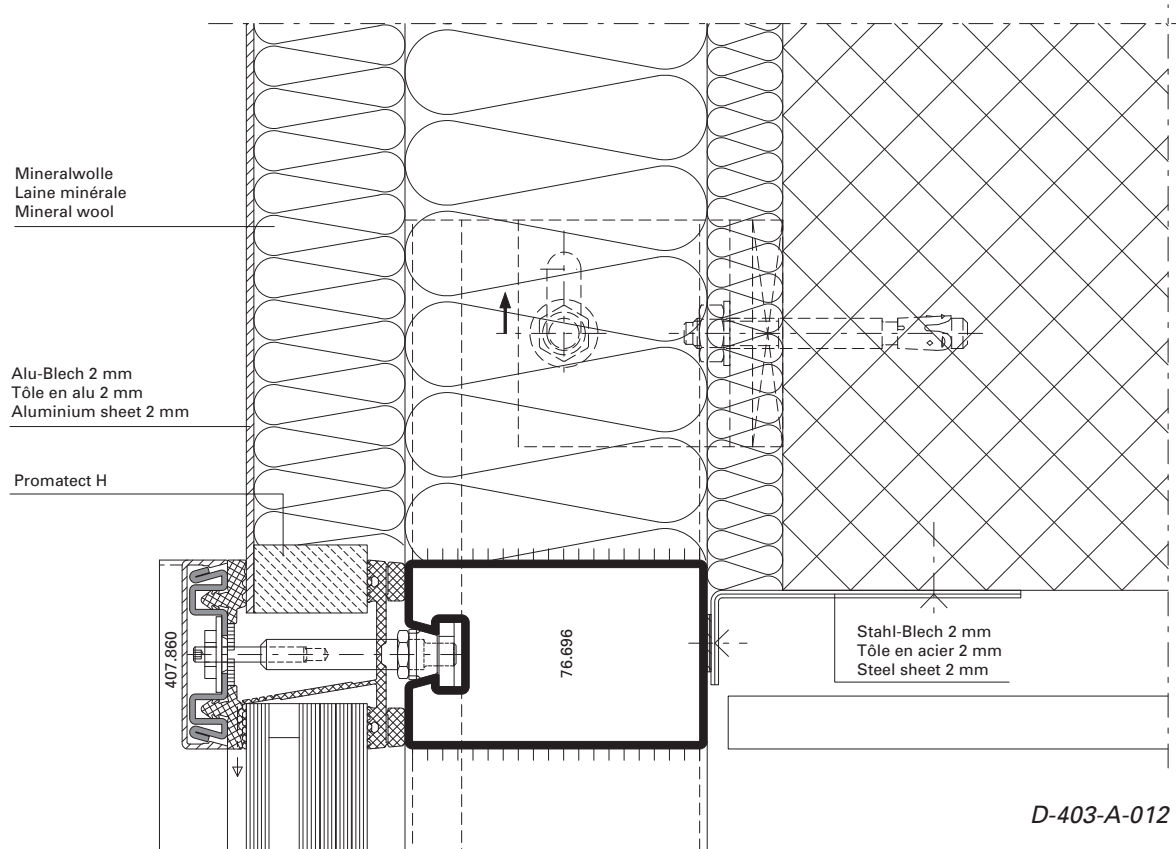


Anschlüsse am Bau im Masstab 1:2  
 Raccordement au mur à l'échelle 1:2  
 Attachment to structure on scale 1:2

VISS Fire TVS (vertikal)  
 VISS Fire TVS (vertical)  
 VISS Fire TVS (vertical)



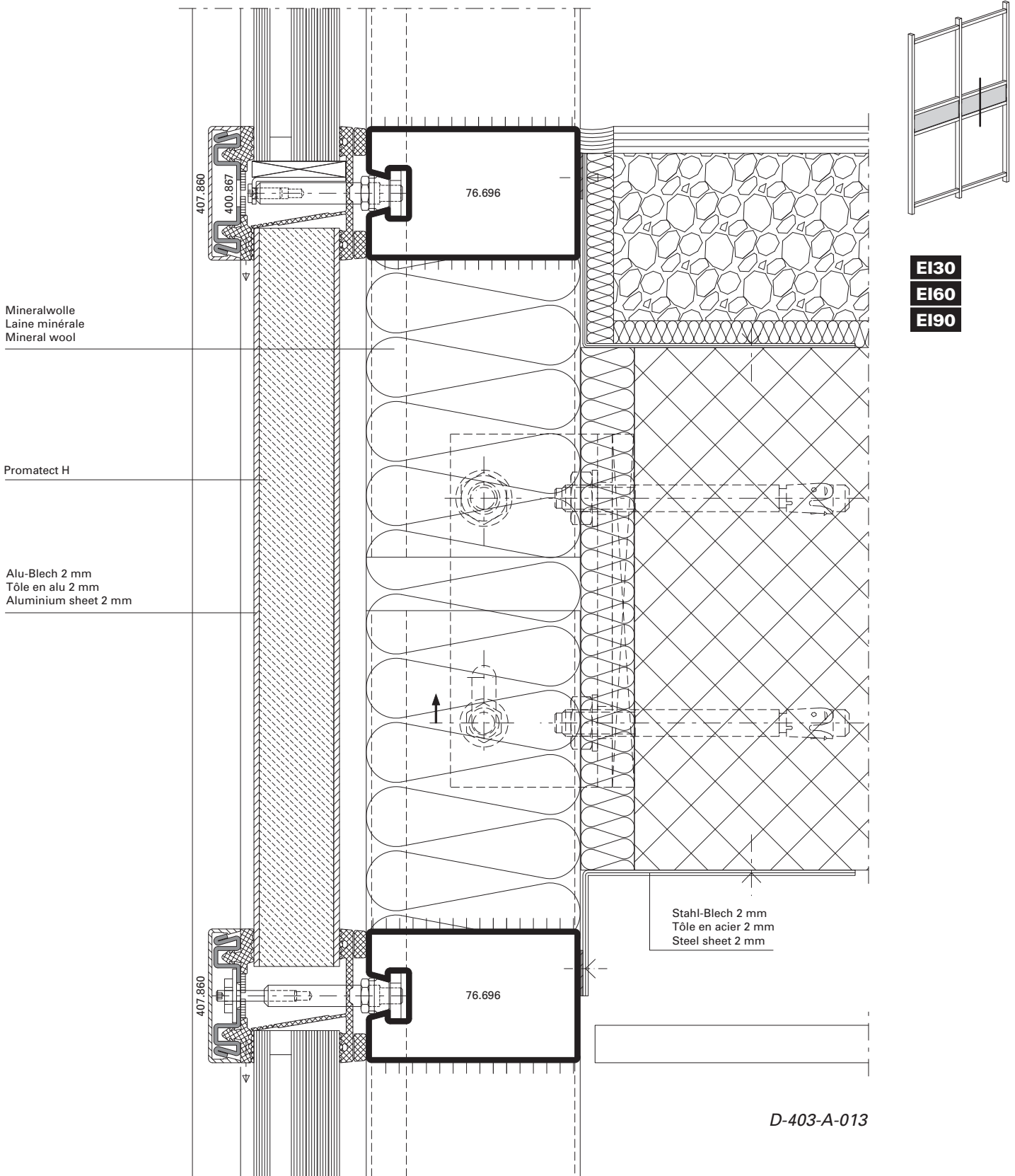
EI30  
 EI60  
 EI90



EI30  
 EI60  
 EI90

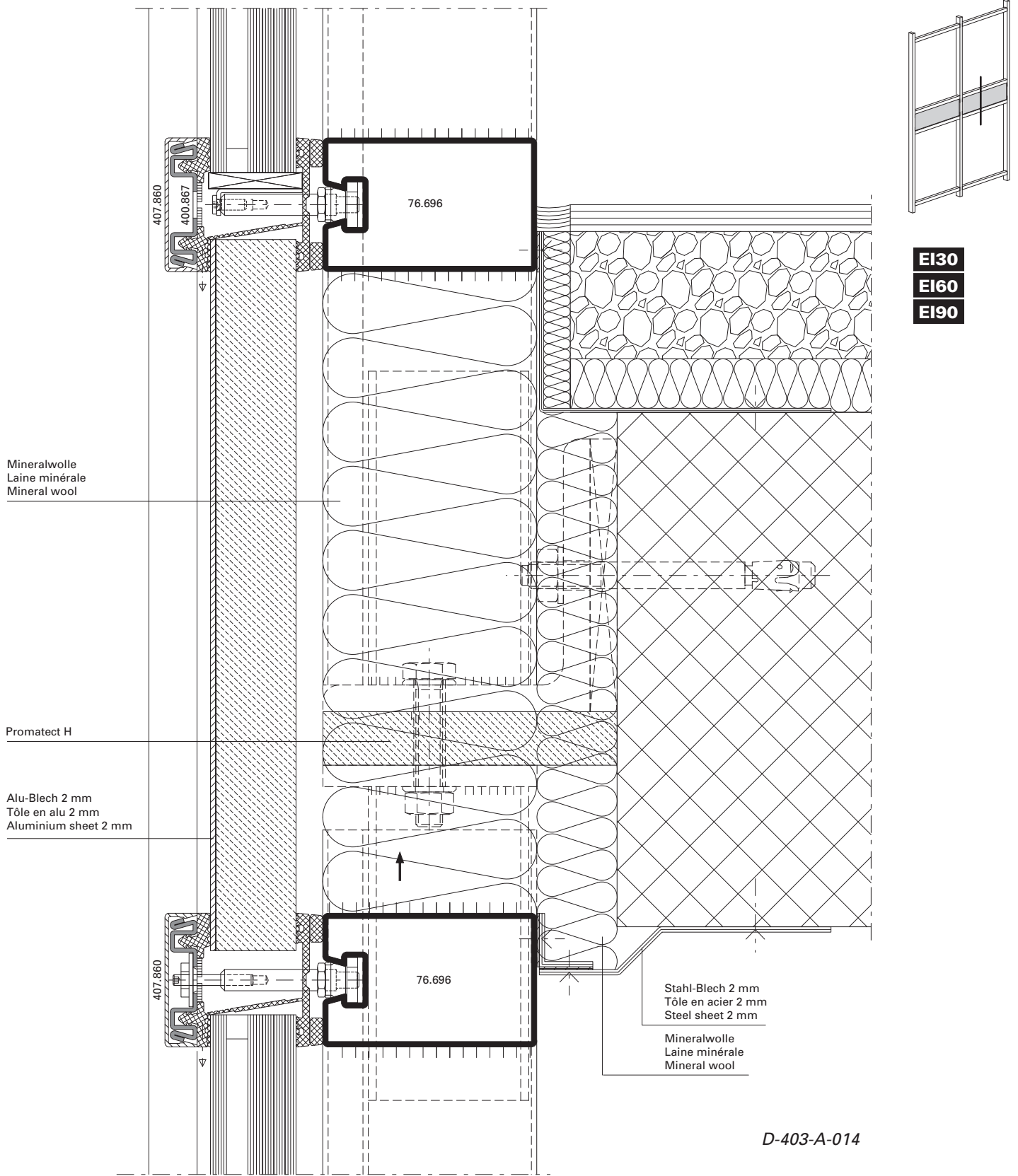
Anschlüsse am Bau im Masstab 1:2  
 Raccordement au mur à l'échelle 1:2  
 Attachment to structure on scale 1:2

VISS Fire TVS (vertikal)  
 VISS Fire TVS (vertical)  
 VISS Fire TVS (vertical)



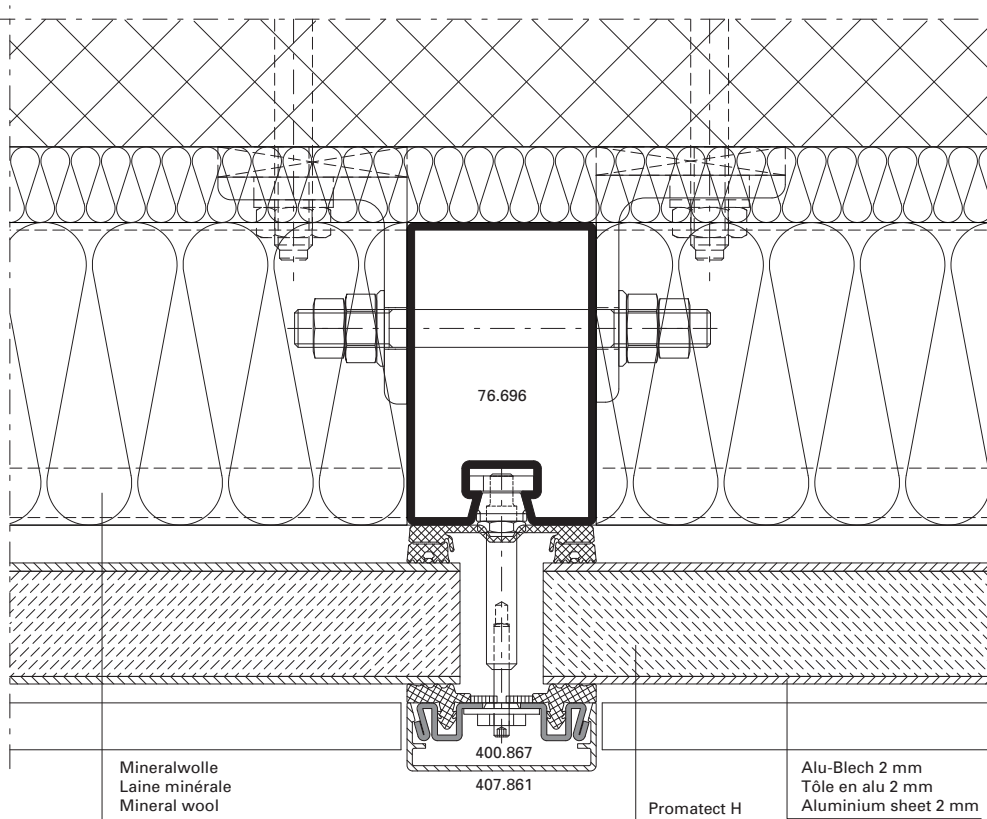
Anschlüsse am Bau im Masstab 1:2  
 Raccordement au mur à l'échelle 1:2  
 Attachment to structure on scale 1:2

VISS Fire TVS (vertikal)  
 VISS Fire TVS (vertical)  
 VISS Fire TVS (vertical)

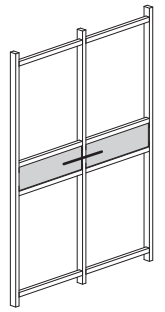


Anschlüsse am Bau im Massstab 1:2  
 Raccordement au mur à l'échelle 1:2  
 Attachment to structure on scale 1:2

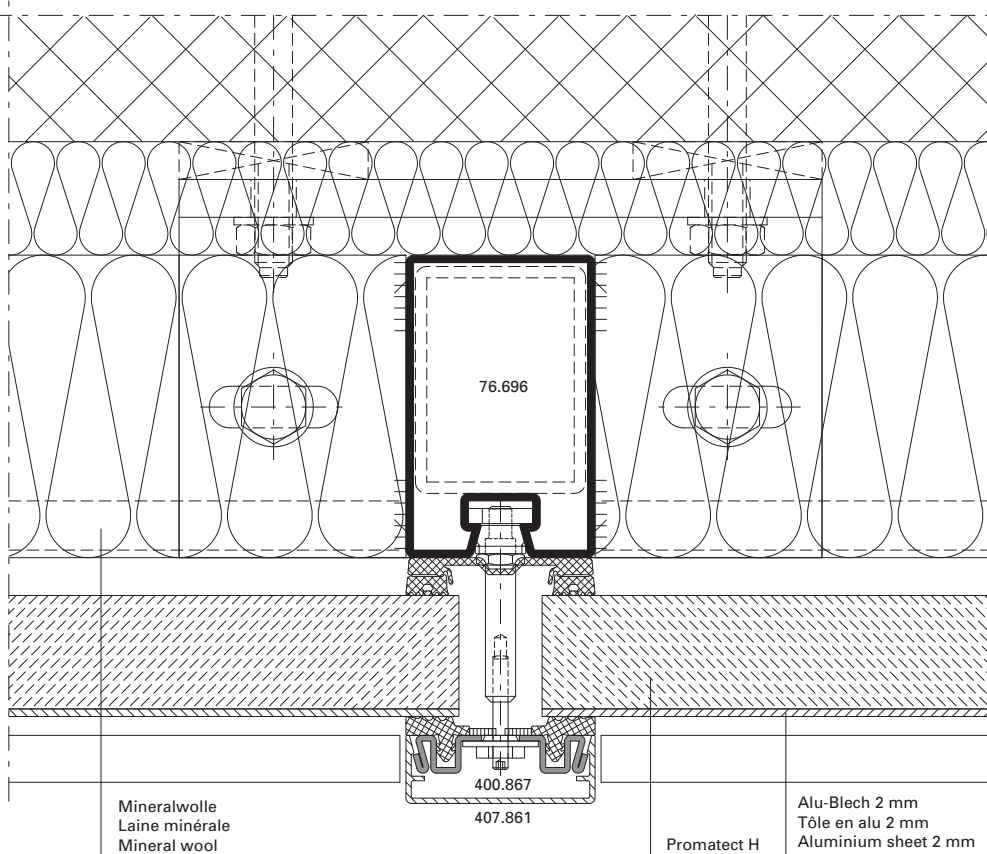
VISS Fire TVS (vertikal)  
 VISS Fire TVS (vertical)  
 VISS Fire TVS (vertical)



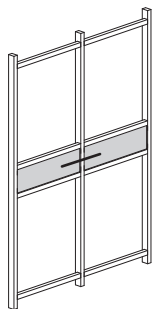
EI30  
 EI60  
 EI90



D-403-A-015



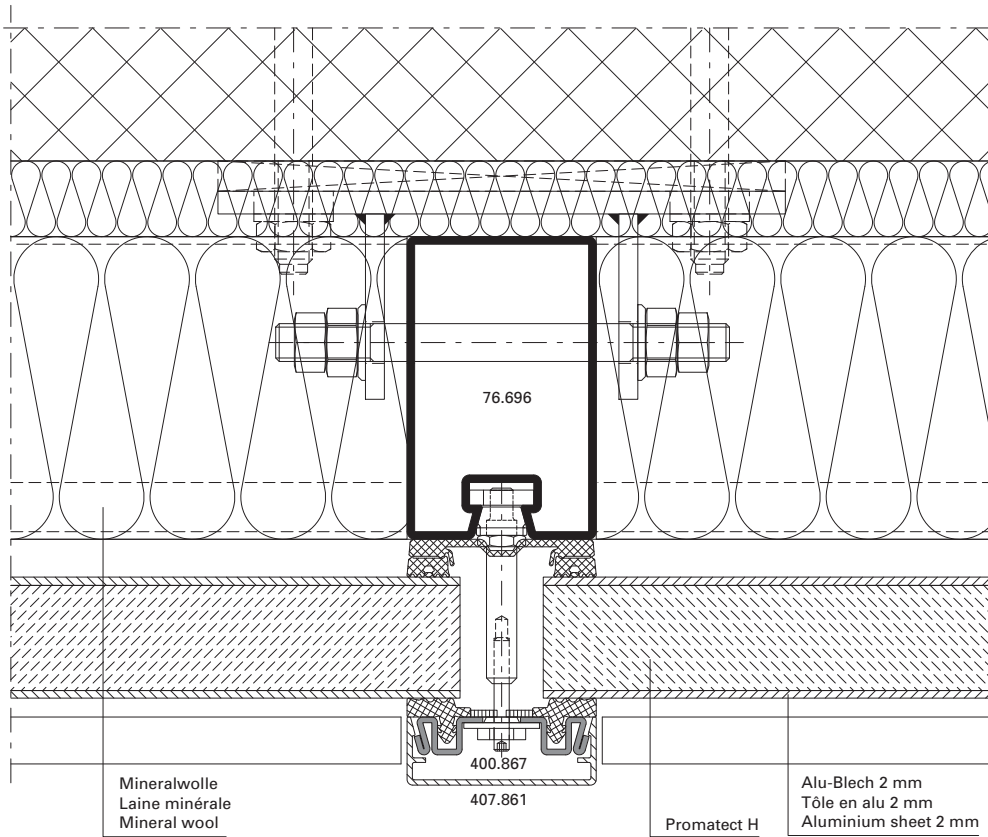
EI30  
 EI60  
 EI90



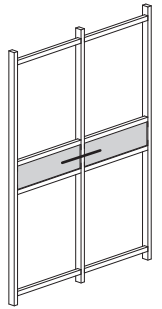
D-403-A-016

Anschlüsse am Bau im Masstab 1:2  
 Raccordement au mur à l'échelle 1:2  
 Attachment to structure on scale 1:2

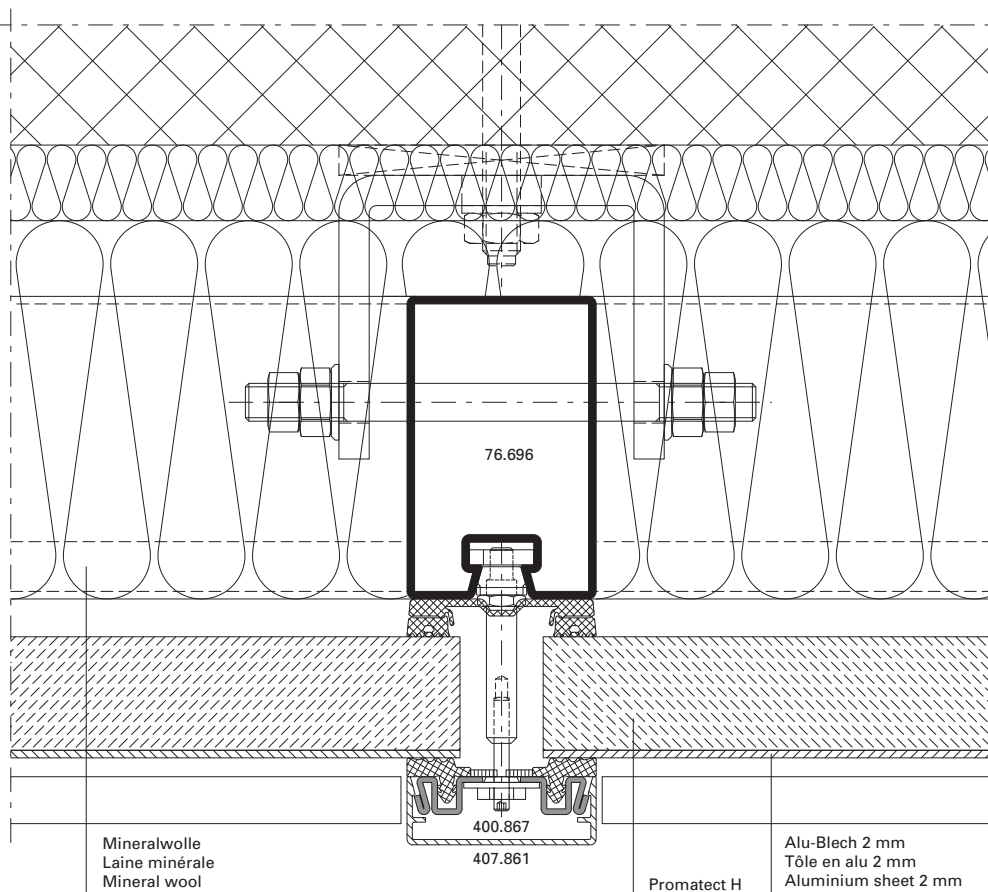
VISS Fire TVS (vertikal)  
 VISS Fire TVS (vertical)  
 VISS Fire TVS (vertical)



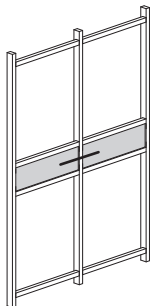
EI30  
 EI60  
 EI90



D-403-A-017



EI30  
 EI60  
 EI90



D-403-A-018

Ausgeführte Objekte  
Objets réalisés  
Completed projects

VISS Fire TVS (vertikal)  
VISS Fire TVS (vertical)  
VISS Fire TVS (vertical)

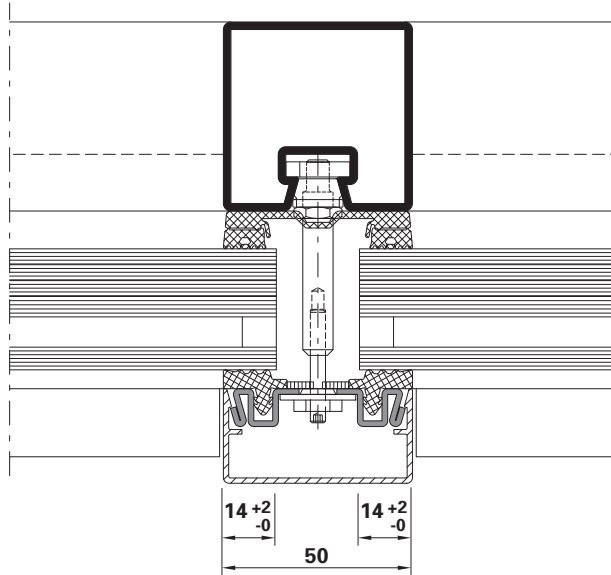
*Vredespaleis (Friedenspalast), Den Haag/NL (Architekt: Michael Wilford, Stuttgart/D)*



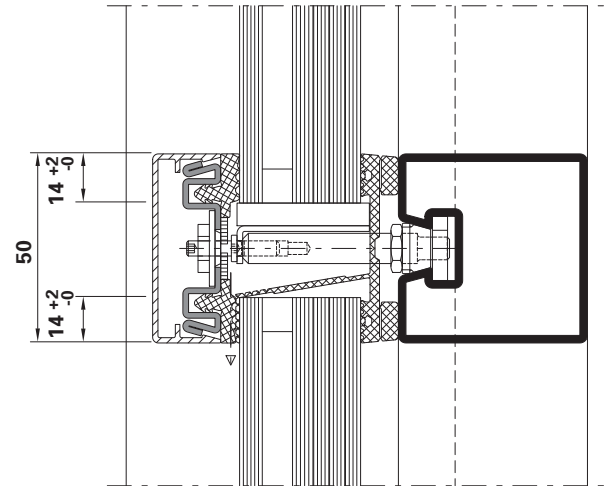
Glaseinstand

Prise en feuillure

Glass edge cover



EI30  
EI60  
EI90



Die landesspezifischen  
Brandschutz-Zulassungen bzw.  
deren Bestimmungen und  
Vorschriften sind zu beachten.

Les certificats de protection  
incendie spécifiques au pays,  
leurs dispositions et leurs  
prescriptions doivent être respectés.

Fire-protection approvals or  
applicable national regulations  
and determinations must be  
observed.

**Verarbeitungs-Hinweise**  
**Indications d'usinage**  
**Assembly instructions**

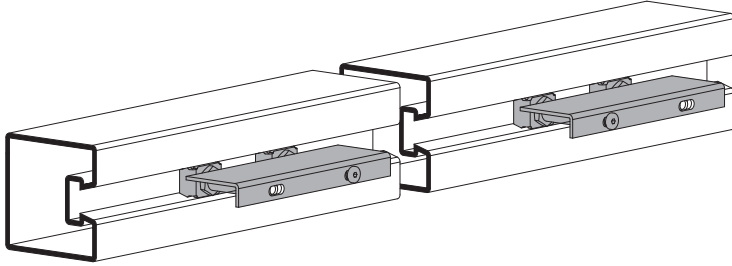
VISS Fire TVS (vertikal)  
VISS Fire TVS (vertical)  
VISS Fire TVS (vertical)

**Füllelementgewichte/  
Glasauflagen**

**Poids éléments du remplissage/  
Supports de verre**

**Weight of infill element/  
Glazing supports**

**< 180 kg**



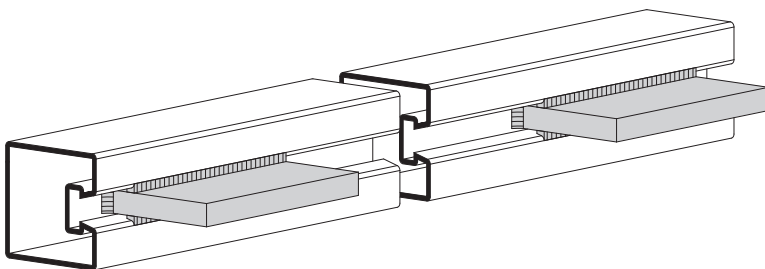
**Für Füllelementstärken 5 - 57 mm**  
**Pour éléments de remplissage 5 - 57 mm**  
**For infill elements 5 - 57 mm**

**Sonderlösung**

**Solution spéciale**

**Customised solution**

**< 800 kg**



**Flachstahl 100 x 10 mm eingeschweisst**  
**Acier plat 100 x 10 mm soudé**  
**Flat steel 100 x 10 mm welding**

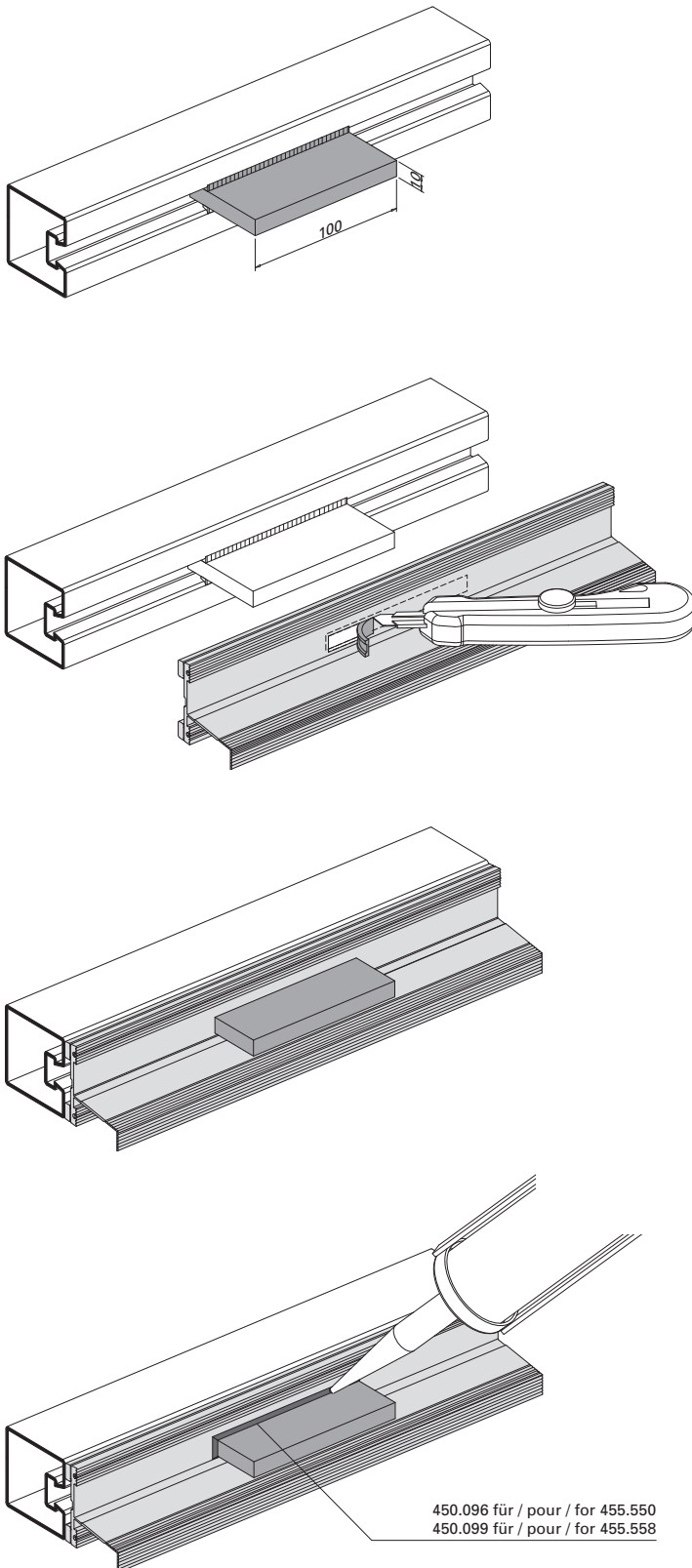
**Für Füllelementstärken ab 58 mm**  
**Pour éléments de remplissage à partir de 58 mm**  
**For infill elements from 58 mm**



**Sonderlösung  
Glasauflagen**

**Solution spéciale  
Supports de verre**

**Customised solution  
Glazing supports**



Flachstahl 100x10 mm anschweißen

Souder acier plat 100x10 mm

Weld on flat steel 100x10 mm

Innendichtung im Bereich der  
Flachstahl-Glasauflagen ausklinken

Entailler le joint intérieur au niveau  
du supports de verre en acier plat

Disengage the inside sealing around  
the flat steel glazing supports

Innendichtung über Flachstahl-  
Glasauflagen stecken

Emboîter le joint intérieur sur le  
supports de verre en acier plat

Place the inside sealing over the  
flat steel glazing supports

Ausklinkung im Bereich Glasauflagen  
umlaufend mit Dichtmasse abdichten

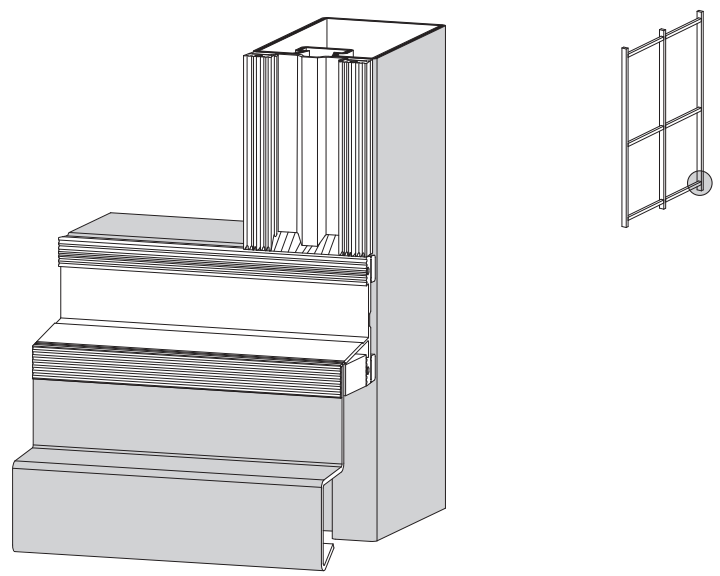
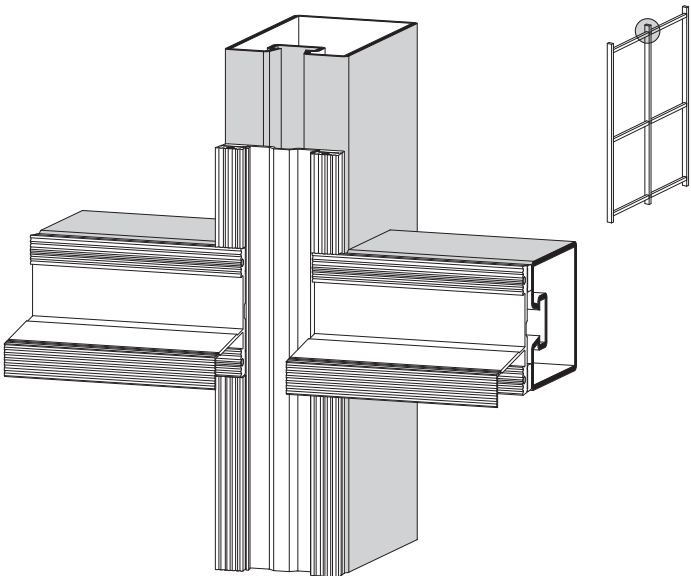
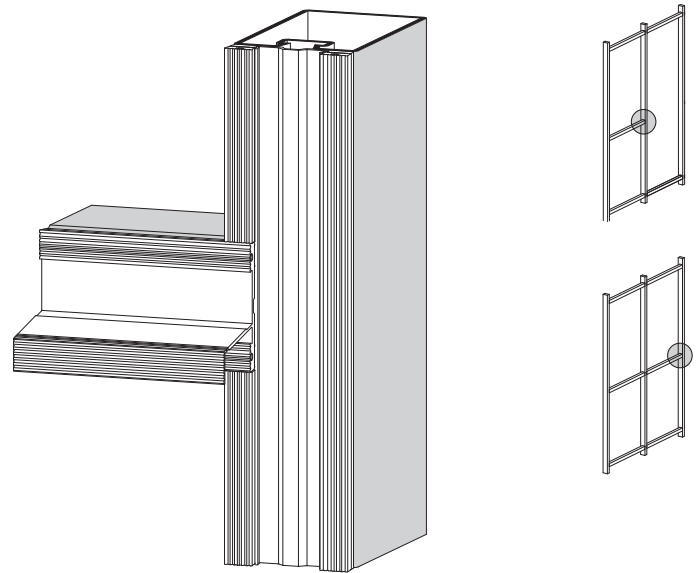
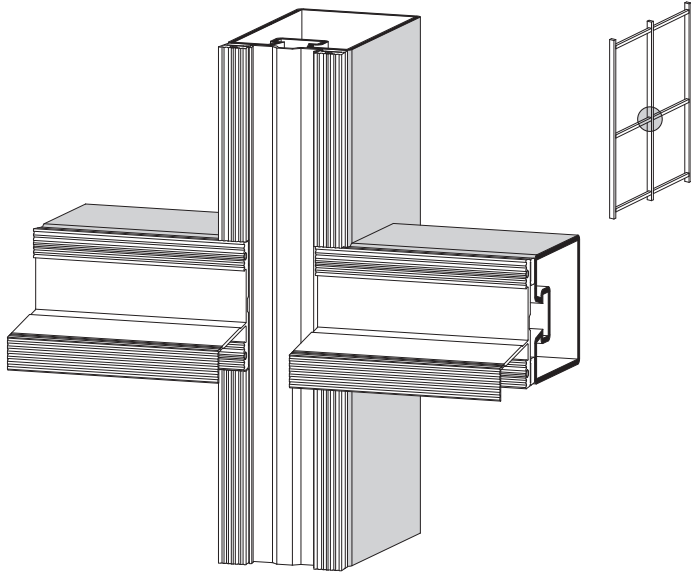
Colmater entièrement les bords de la  
mortaise au niveau du supports de  
verre à l'aide d'une pâte d'étanchéité

Seal the recess area around the  
glazing supports all-round with sealing  
compund

Stossausbildungen Innendichtung

Jonctions joint intérieur

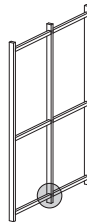
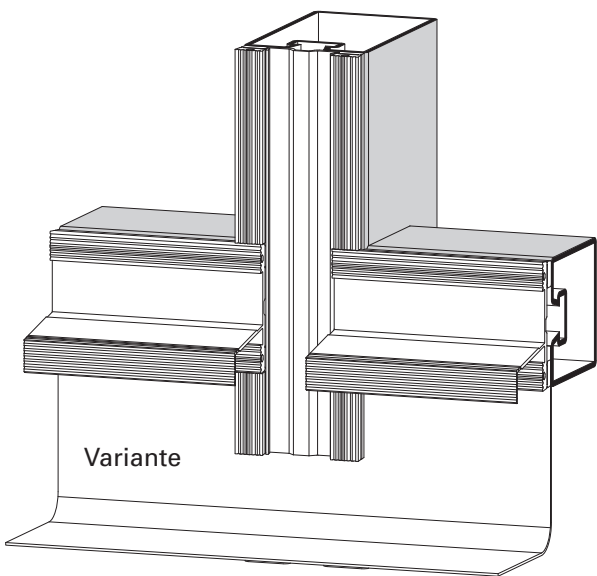
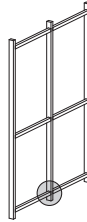
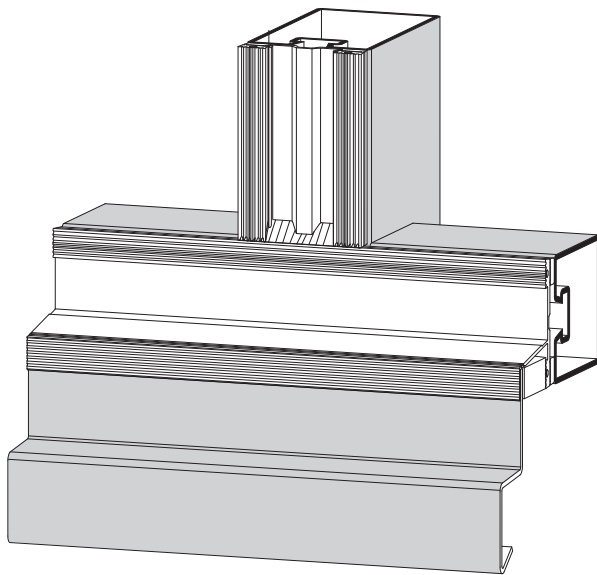
Inner gasket junctions



Stossausbildungen Innendichtung

Jonctions joint intérieure

Inner gasket junctions



Variante

---

VISS Fire TVS (vertikal)  
VISS Fire TVS (vertikal)  
VISS Fire TVS (vertikal)

---