

Janisol HI

Strong steel for strong insulation of
doors, windows and fixed glazing units

Janisol HI


For powerful insulation



Highly insulated steel doors reduce thermal transmittance to a minimum

In busy public buildings in particular, the requirements for security, durability and thermal insulation have increased dramatically. Janisol HI steel doors conveniently combine mechanical stability with high thermal insulation properties in one single steel profile system.

Thanks to insulating bars made from glass fibre-reinforced polyurethane, Janisol HI achieves U_g values to $1.0 \text{ W/m}^2\text{K}$. With a basic depth of 80 mm, infill unit thicknesses of up to 56 mm can be used. A comprehensive and coordinated range of fittings and accessories, as well as a range of thresholds, which can be selected to suit the situation, provide the perfect solution for all possible applications. Thanks to the specially formed insulating bars, the lock can be installed in the centre of the profile very easily and efficiently. Passivhaus certification has been obtained for the fixed glazing units. That is the very first one for a steel window.




MINERGIE®

Steel windows with optimum thermal break

Modern windows must meet a number of different demands and perform a variety of functions. They must save energy, be airtight, watertight and easy to use, meet structural requirements, but also be highly attractive.

Janisol HI steel windows and fixed glazing feature insulating bars made from glass fibre-reinforced polyurethane and boast optimum thermal and structural properties. They achieve U_w values to 0.69 W/m²K for fixed glazing and 0.8 W/m²K for windows. With a basic depth of 90 mm, vent heights of up to 2800 mm and a vent weight of 180 kg are possible. What is more, different infill unit thicknesses of up to 66 mm can be used. Due to the slimline external face width and the wide variety of coating options, Janisol HI steel windows can meet high thermal insulation requirements in terms of both function and design.













MINERGIE®











Janisol HI

Performance characteristic

Doors

Norm	Characteristic	Classification / Value
 EN 12210	Resistance to wind load	npd 1 (400) 2 (800) 3 (1200) 4 (1600) 5 (2000) Exxx (>2000)
 EN 12208	Watertightness	npd 1A (0) 2A (50) 3A (100) 4A (150) 5A (200) 6A (250) 7A (300) 8A (450) 9A (600) Exxx (>750)
 EN ISO 140-3	Sound insulation R_w (C , C_{tr}) (dB)	npd up to R_w 45 dB (-2; -5)
 EN ISO 10077-1	Thermal production U_f ($W/(m^2 \cdot K)$)	npd from 0,92 W/m^2K
 EN 12207	Air permeability	npd 1 (150) 2 (300) 3 (600) 4 (600)
 EN 1192	Classification of strength requirements	npd 1 2 3 4
 EN 12219	Resistance to change in temperature	npd 1(x)C 2(x)C 3(x)C
 EN 1627	Burglar resistance	npd 1 2 3 4 5 6
 EN 14024	Metal profiles with thermal barrier	CW / TC2
 EN 12400	Mechanical durability	D 1 5'000 2 10'000 3 20'000 4 50'000 5 100'000 6 200'000 7 500'000 8 1'000'000

Windows

Norm	Characteristic	Classification / Value
 EN 12210	Resistance to wind load npd	C1 (400) C2 (800) C3 (1200) C4 (1600) C5 (2000)
 EN 12208	Watertightness npd	1A (0) 2A (50) 3A (100) 4A (150) 5A (200) 6A (250) 7A (300) 8A (450) 9A (600) Exxx (>750)
 EN ISO 140-3	Sound insulation R_w (C , C_{tr}) (dB) npd	up to R_w 46 dB (-2; -5)
 EN ISO 10077-1	Thermal production U_f (W/(m ² ·K)) npd	from 0,92 W/m ² ·K
 EN 12207	Air permeability npd	1 (150) 2 (300) 3 (600) 4 (600)
 EN 12207	Load-bearing capacity of safety devices	Requirement satisfied
 EN 1627	Burglar resistance npd	1 2 3 4 5 6
 EN 14024	Metal profiles with thermal barrier	CW / TC2
 EN 12400	The technical regulations for protecting glazing against falling out	Category A
 EN 12400	Mechanical durability	D 1 5'000 2 10'000 3 20'000 4 50'000 5 100'000 6 200'000 7 500'000 8 1'000'000

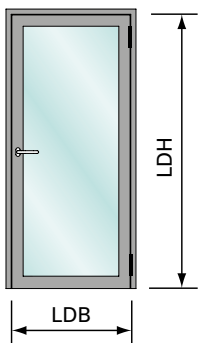
npd = no performance determined

To achieve the maximum performance values and/or the CE marking, the expert appraisal report must be observed.

Janisol HI

Technical data

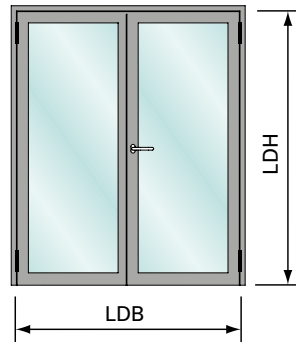
Doors



LDB Clear opening width
max. 1400 mm
min. 600 mm

LDH Clear opening height
max. 3000 mm
min. 1900 mm

Weight of leaf max. 280 kg

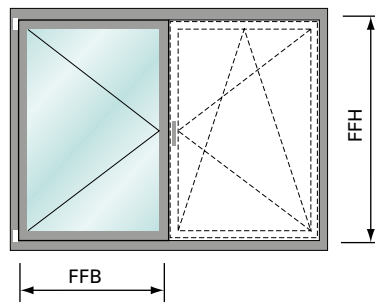
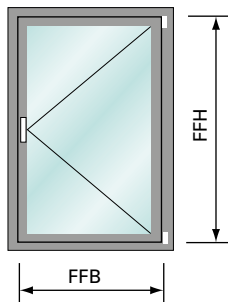
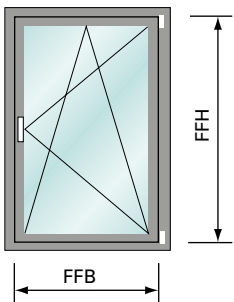


LDB Clear opening width
max. 2800 mm
min. 1200 mm

LDH Clear opening height
max. 3000 mm
min. 1900 mm

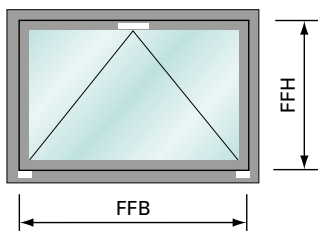
Weight of leaf max. 280 kg

Windows



Max. FFH = 2800 mm
FFB = 1475 mm
Min. FFH = 600 mm
FFB = 600 mm

Max. weight: 150 kg
FFB/FFH: ≤ 2



Max. FFH = 2800 mm
FFB = 2800 mm
Min. FFH = 600 mm
FFB = 600 mm

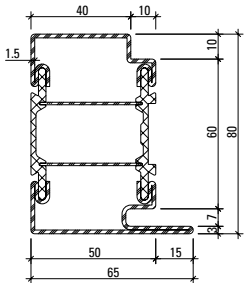
Max. weight: 80 kg (2 hinges)
120 kg (3 hinges)

FFB/FFH: ≤ 2

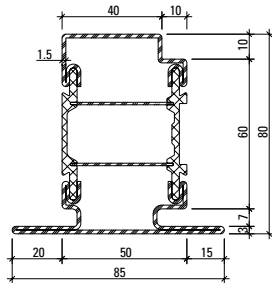


Profile range Janisol HI

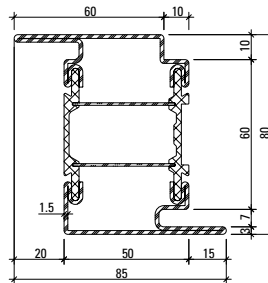
Doors



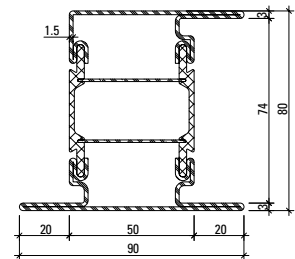
680.013 Z



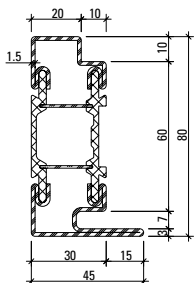
680.114 Z



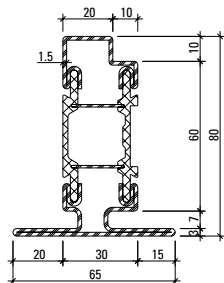
680.416 Z



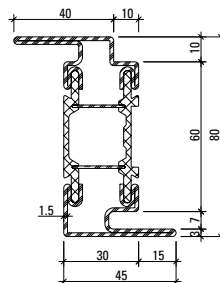
680.650 Z



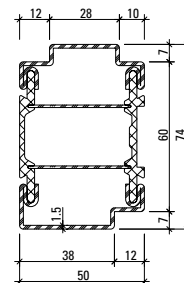
680.010 Z



680.110 Z

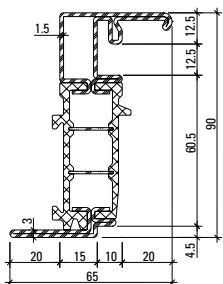


680.411 Z

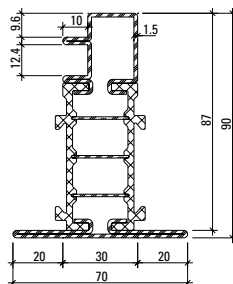


680.051 Z

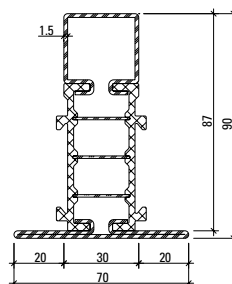
Windows



680.900 Z

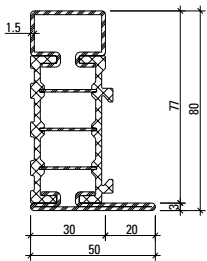


680.901 Z

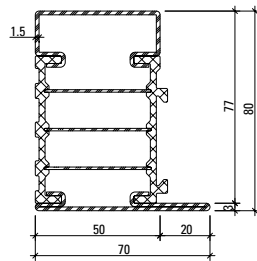


680.902 Z

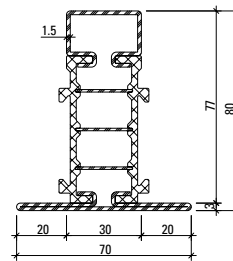
Fixed glazings



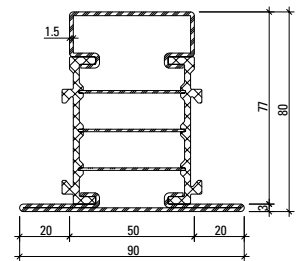
681.630 Z



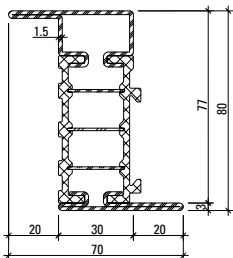
681.650 Z



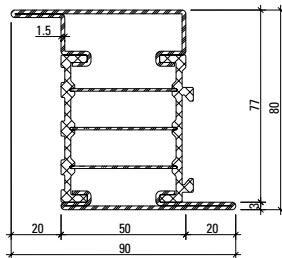
682.630 Z



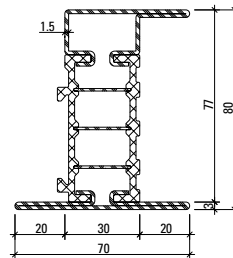
682.650 Z



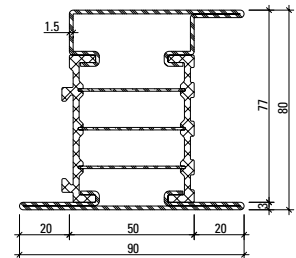
683.630 Z



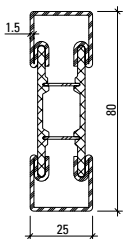
683.650 Z



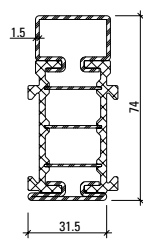
685.630 Z



685.650 Z



600.012
600.012 Z



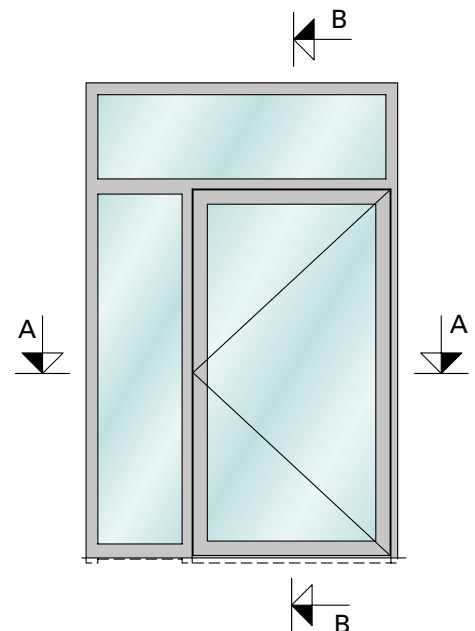
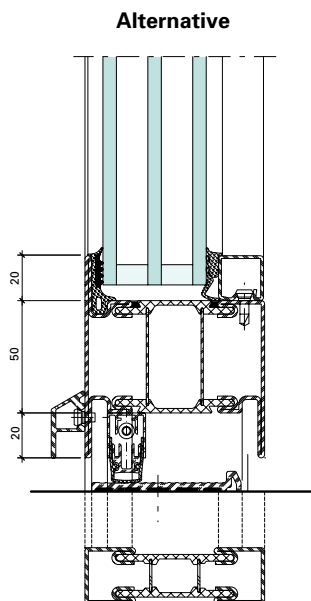
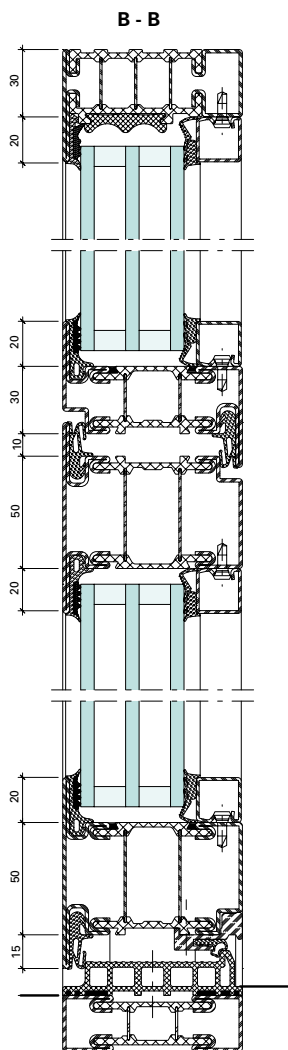
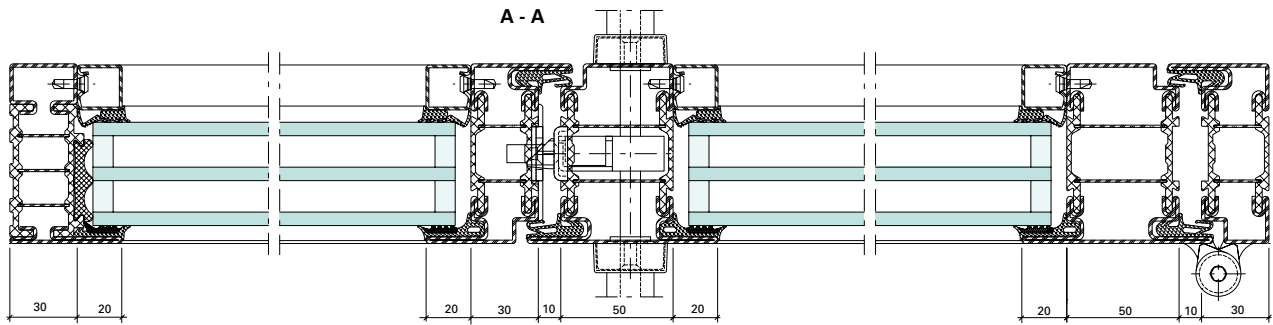
680.060 Z



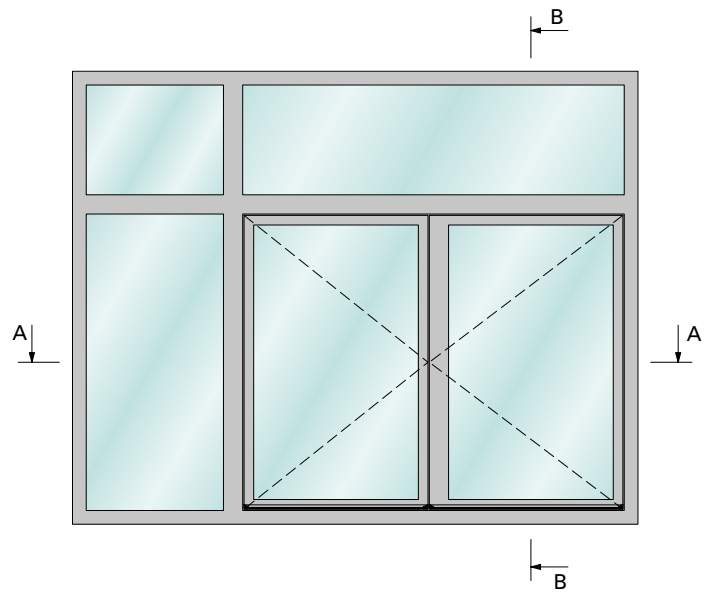
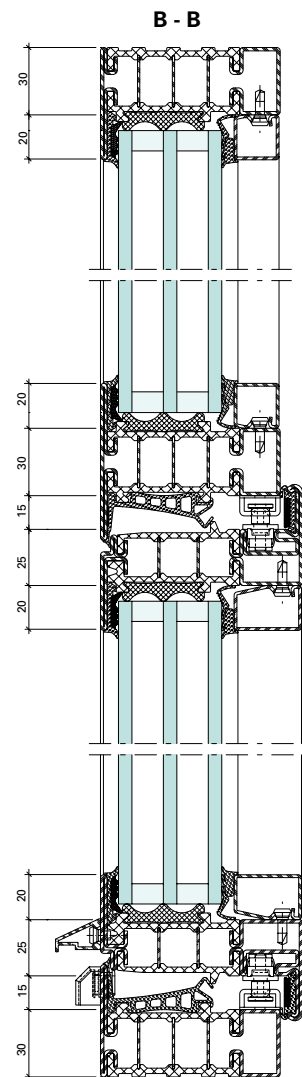
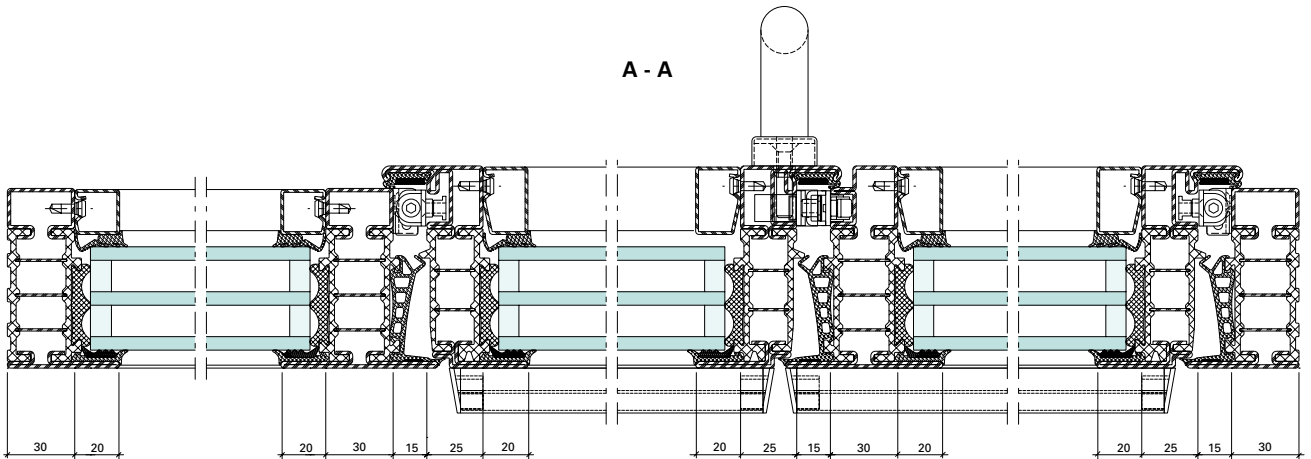
Part no.

without addition = bright
with Z = galvanised strip

Example of Janisol HI doors



Example of Janisol HI windows



Jansen AG

Steel Systems
Industriestrasse 34
9463 Oberriet
Schweiz
jansen.com

JANSEN
Configure to Inspire